



*Maxxima*<sup>®</sup>



*Since 1980*

## OUR MISSION

---

TO CONQUER DARKNESS,  
PROVIDE ILLUMINATION AND SAFETY  
AT ALL TIMES WITH TECHNOLOGICALLY  
ADVANCED LIGHTING DEVICES.

## OUR VALUES

---

AS A COMPANY WE VALUE

- Our employees and partners
- A good reputation because if ever destroyed can never be restored, even with substantial financial resources
- Honesty, candor, respect and integrity as a guide
- Enthusiasm to deliver outstanding customer service
- Finding and developing talented individuals
- Innovation, creativity and product quality

*“Don't judge each day by the  
harvest you reap but by the  
seeds you plant.”*

*-Robert Louis Stevenson*

LED FORWARD LIGHTING	4-12
WORK LIGHTS	13-17, 21-34
COMPARTMENT/CARGO LIGHTS	18-20, 35-39
WARNING	50-56
HYBRID STT/BU	57-58
STOP/TAIL/TURN	59-63
PARK TURN	64-67
DUAL VOLTAGE 12/24VDC	68-69
BACK-UP	70-71
BUS	72
PEDESTAL	73
IDENTIFICATION BARS	74
CLEARANCE MARKER	75-86
LIGHTING ID CODES	87-88
MOUNTING ACCESSORIES	89-90
ELECTRICAL	91
FLASHLIGHTS/PROMOTIONAL ITEMS	92
WARRANTY	93
RETAIL DISPLAYS	94-95
CATALOG PART NUMBER CROSS REFERENCE	96-99
HOME/OFFICE LIGHTING PRODUCTS	100-101
CUSTOMER PHOTOS	102-103

## CATALOG TERMS

*The following terms have been used throughout this catalog.*

DAY TIME RUNNING LIGHT	<b>DRL</b>
STOP/TAIL/TURN	<b>STT</b>
PARK/CLEARANCE/AUXILIARY/TURN	<b>PCAT</b>
PARK/FRONT TURN	<b>PFT</b>
PARK/REAR TURN	<b>PRT</b>
AUXILIARY TURN	<b>AT</b>
AUXILIARY STOP	<b>AS</b>

## 4X6 COMBO DRL/LOW BEAM



### VIONIC 4X6 COMBO DRL / LOW BEAM LED HEADLIGHT

Maxxima Introduces the most advanced line of high performance LED Headlights now available. The new Vionic Series 4"X6" Headlights by Maxxima are the latest in LED forward lighting headlamp technology. The VHL-4X6DRL® US Patent No. 9,464,774 B1 & D789,574 and Patent Pending DRL/Low Beam Combo is the first LED DRL/Low Beam Combo Headlight available. If your vehicle is equipped with an OEM DRL function with Halogen lighting, you can now replace your old headlights with the new DRL/Low Beam Vionic combo lamp. Our built in electronics will automatically recognize your vehicle's on board DRL modulated voltage system (PWM) allowing your new Vionic LED DRL system to perform flawlessly with no interfacing problems. Alternatively, the M50917 DRL Retrofit Driver Module can be used to create a DRL mode of operation for vehicles that do not have it.

- Wider Beam Angle for increased road coverage
- Better near field illumination allows driver to see objects right in front of the vehicle
- New slim lower 3.7" deep profile
- Ultra light 1.5 LB weight eliminates damage to headlight buckets
- DOT Legal DRL/Low Beam (US and CA)
- Separate dedicated DRL/Low Beam LEDs

PART NUMBER	VHL-4X6DRL M50914 M50917	4X6 COMBO DRL/LOW BEAM 4X6 HEADLAMP LOAD EQUALIZER 4X6 RETROFIT DRL DRIVER MODULE
-------------	--------------------------------	---


LEDs	5
Voltage	12/24VDC Dual Voltage
Connector	H4 3 Blade
Dimensions	6.6" X 4.2" X 3.7"
Amp Draw	1.1A 12V 0.6A 24V
DOT/SAE (DRL)	MVSR 108 (44) to (65)
Legal Heading	DOT L DRL SAE HL

- US Patent No. 9,464,774 B1 & D789,574
- Patent Pending
- Signature V DRL Lamp
- Thin 3.7" Low Profile Design
- Lighter 1.5lbs Weight
- Polycarbonate Lens Maxx-Shield Coating
- Mechanical Aiming Pads
- Standard OEM Blade Connector
- FMVSS-108 and CMVSS-108 Compliant
- Retrofits ANSI # H4656
- 5 Year Warranty

**M50954** Silicone Rubber Connector Boot included on cable.

**M50914** is available for 12VDC systems where LED headlight amp draw is too small.

The **M50917** DRL Driver Module drives a headlight to create a DRL mode of operation for vehicles that are not equipped with DRL control. This enable the use of VHL-4X6DRL DRL Function on all vehicles.



M50917

## 4X6 HIGH BEAM HEADLIGHT

NEW



M50914

### PART NUMBER

VHL-4X6HI	4X6 HIGH BEAM HEADLIGHT
M50914	4X6 HEADLAMP LOAD EQUALIZER

LED	1
Voltage	12/24VDC Dual Voltage
Connector	H4 2 Blade
Dimensions	6.6" X 4.2" X 3.7"
Amp Draw	1.2A 12V 0.7A 24V
Legal Heading	DOT U SAE HL

- US Patent No.9,464,774 B1 & D789,574
- Thin 3.7" Low Profile Design
- Lighter 1.5lbs Weight
- Polycarbonate Lens With Maxx-Shield Coating
- Mechanical Aiming Pads
- Standard OEM Blade Connector
- FMVSS-108 and CMVSS-108 Compliant
- Retrofits ANSI # H4651
- 5 Year Warranty

**M50954** Silicone Rubber Connector Boot included on cable.

**M50914** is available for 12VDC systems where LED headlight amp draw is too small.

## 4X6 LOW BEAM HEADLIGHT

NEW



M50914

### PART NUMBER

VHL-4X6LO	4X6 LOW BEAM HEADLIGHT
M50914	4X6 HEADLAMP LOAD EQUALIZER


LED	1
Voltage	12/24VDC Dual Voltage
Connector	H4 3 Blade
Dimensions	6.6" X 4.2" X 3.7"
Amp Draw	1.1A 12V 0.6A 24V
Legal Heading	DOT L SAE HL

- US Patent No.9,464,774 B1 & D789,574
- Provides Near Field Illumination
- Thin 3.7" Low Profile Design
- Lighter 1.5lbs Weight
- Polycarbonate Lens With Maxx-Shield Coating
- Mechanical Aiming Pads
- Standard OEM Blade Connector
- FMVSS-108 and CMVSS-108 Compliant
- Retrofits ANSI # H4656
- 5 Year Warranty

**M50954** Silicone Rubber Connector Boot included on cable.

**M50914** is available for 12VDC systems where LED headlight amp draw is too small.

7" ROUND COMBO DRL/DUAL BEAM



M50918

PART NUMBER	
VHL-07DRL	7" ROUND COMBO DRL/DUAL BEAM
M50915	5X7 & 7" HEADLAMP LOAD EQUALIZER
M50918	5X7 & 7" RETROFIT DRL DRIVER MODULE

LEDs	6
Voltage	12/24VDC Dual Voltage
Connector	H4 3 Blade 1.3" Leads
Dimensions	6.9" Dia. 4.1" Depth
Amp Draw	1.9A 12VDC 1.0A 24VDC
DOT/SAE (DRL)	MVSR108 (44) to (65)
Legal Heading	DOT SAE HL DRL

- US Patent No. 9,464,774 B1 & D789,574
- Patent Pending
- Thin 4.1" Low Profile Design
- Polycarbonate Lens With Maxx-Shield Coating
- Cast Aluminum Electro Deposited Black Housing
- Mechanical Aiming Pads
- H4 Pigtail Included
- Retrofits ANSI # 6014, 6015, 6016, H6024 and PAR 56
- 5 Year Warranty

**M50954** Silicone Rubber Connector Boot included on cable.

**M50918** DRL Driver Module drives a headlight to create a DRL mode of operation for vehicles that are not equipped with DRL control. This enables the use of VHL-07DRL DRL function on all vehicles.

**M50915** is available for 12VDC systems where LED headlight low beam amp draw is too small.

7" ROUND INTEGRATED DUAL BEAM HEAD LIGHT



M50915

PART NUMBER	
VHL-07HILO	7" ROUND INTEGRATED DUAL BEAM
M50915	5X7 & 7" HEADLAMP LOAD EQUALIZER

LEDs	2
Voltage	12/24VDC Dual Voltage
Connector	H4 3 Blade 1.3" Lead
Dimensions	6.9" Dia. 4.1" Depth
Amp Draw	1.9A 12VDC 1.0A 24VDC
Legal Heading	DOT SAE HL

- US Patent No. 9,464,774 B1 & D789,574
- Thin 4.1" Low Profile Design
- Polycarbonate Lens With Maxx-Shield Coating
- Cast Aluminum Electro Deposited Black Housing
- Mechanical Aiming Pads
- H4 Pigtail Included
- Retrofits ANSI # 6014, 6015, 6016, H6024 and PAR 56
- 5 Year Warranty

**M50954** Silicone Rubber Connector Boot included on cable.

**M50915** is available for 12VDC systems where LED headlight amp draw is too small.

5" X 7" COMBO DRL/DUAL BEAM HEAD LIGHT

NEW **vionic**  



PART NUMBER	
VHL-5X7DRL	5"X7" COMBO DRL/DUAL BEAM
M50915	5X7 & 7" HEADLAMP LOAD EQUALIZER
M50918	5X7 & 7" RETROFIT DRL DRIVER MODULE

LEDs	9
Voltage	12/24VDC Dual Voltage
Connector	H4 3 Blade 1.3" Lead
Dimensions	7.9" X 5.6" X 3.7"
Amp Draw	1.9A 12V 1.0A 24V
Legal Heading	DOT SAE HL DRL

- US Patent No. 9,464,774 B1 & D789,574
- Patent Pending
- Thin 3.7" Low Profile Design
- Light 2.1 lbs Weight
- Polycarbonate Lens With Maxx-Shield Coating
- Cast Aluminum Electro Deposited Black Housing
- Mechanical Aiming Pads
- H4 Pigtail Included
- Retrofits ANSI # 6052, 6053, H6054 and HP6054
- 5 Year Warranty

**M50954** Silicone Rubber Connector Boot included on cable.

**M50918** DRL Driver Module drives a headlight to create a DRL mode of operation for vehicles that are not equipped with DRL control. This enables the use of VHL-5X7DRL DRL function on all vehicles.

**M50915** is available for 12VDC systems where LED headlight low beam amp draw is too small.

5" X 7" INTEGRATED DUAL BEAM HEAD LIGHT

NEW **vionic**  



PART NUMBER	
VHL-5X7HILO	5"X7" INTEGRATED DUAL BEAM
M50915	5X7 & 7" HEADLAMP LOAD EQUALIZER

LEDs	5
Voltage	12/24VDC Dual Voltage
Connector	H4 3 Blade 1.3" Lead
Dimensions	7.9" X 5.6" X 3.7"
Amp Draw	1.9A 12V 1.0A 24V
Legal Heading	DOT SAE HL

- US Patent No. 9,464,774 B1 & D789,574
- Thin 3.7" Low Profile Design
- Light 2.1 lbs Weight
- Polycarbonate Lens With Maxx-Shield Coating
- Cast Aluminum Electro Deposited Black Housing
- Mechanical Aiming Pads
- H4 Pigtail Included
- Retrofits ANSI # 6052, 6053, H6054 and HP6054
- 5 Year Warranty

**M50954** Silicone Rubber Connector Boot included on cable.

**M50915** is available for 12VDC systems where LED headlight low beam amp draw is too small.

## 7" ROUND INTEGRATED DUAL BEAM LED HEADLIGHT



PART NUMBER	
MHL-07HILO	7" ROUND INTEGRATED DUAL BEAM
M50915	5X7 & 7" HEADLAMP LOAD EQUALIZER

LEDs	5
Voltage	12/24VDC
Connector	H4 3 Blade
Dimensions	7" Diameter
Amp Draw	2.0A 12V 1.0A 24V
Legal Heading	DOT SAE HL

- FMVSS-108 and CMVSS-108 Compliant
- Auto Select 12/24VDC
- Polycarbonate Lens with Hard Coating Shell
- Completely Sealed Electronics
- Standard OEM Blade Connector
- Retrofits ANSI # 6014, 6015, 6016, H6024 and PAR 56
- 5 Year Warranty

## 5" X 7" RECTANGULAR INTEGRATED DUAL BEAM LED HEADLIGHT



PART NUMBER	
MHL-5X7HILO	5X7 RECTANGULAR INTEGRATED DUAL BEAM
M50915	5X7 & 7" HEADLAMP LOAD EQUALIZER

LEDs	5
Voltage	12/24VDC
Connector	H4 3 Blade
Dimensions	7.9" X 5.6" X 4.2"
Amp Draw	2.0A 12V 1.0A 24V
Legal Heading	DOT SAE HL

- FMVSS-108 and CMVSS-108 Compliant
- Auto Select 12/24VDC
- Polycarbonate Lens with Hard Coating Shell
- Completely Sealed Electronics
- Standard OEM Blade Connector
- Retrofits ANSI # 6052, 6053, H6054 & HP6054
- 5 Year Warranty



M50915

**M50915** is available for 12VDC systems where LED headlight low beam amp draw is too small.

\*Maxxima LED Headlights require steady 12VDC/24VDC to operate correctly. Vehicles with DRL generally drive the Headlight with an alternating Pulse Width Modulated (PWM) signal when in DRL mode. MHL headlights respond with lower light output flicker-free operation.



### 4" X 6" RECTANGULAR HIGH BEAM LED HEADLIGHT



PART NUMBER	
MHL-4X6HI	4X6 RECTANGULAR HIGH BEAM
M50914	4X6 HEADLAMP LOAD EQUALIZER

LEDs	8
Voltage	Auto Select 12/24VDC
Connector	H4 2 Blade
Dimensions	6.6" X 4.2" X 3.6"
Amp Draw	1.2A 12V 0.6A 24V
Legal Heading	DOT U SAE HL

- FMVSS-108 and CMVSS-108 Compliant
- Auto Select 12/24VDC
- Polycarbonate Lens with Hard Coating Shell
- Completely Sealed Electronics
- Standard OEM Blade Connector
- Retrofits ANSI #H4651
- 5 Year Warranty

### 4" X 6" RECTANGULAR LOW BEAM LED HEADLIGHT



PART NUMBER	
MHL-4X6LL	4X6 RECTANGULAR LOW BEAM
M50914	4X6 HEADLAMP LOAD EQUALIZER

LEDs	4
Voltage	Auto Select 12/24VDC
Connector	H4 3 Blade
Dimensions	6.6" X 4.2" X 3.6"
Amp Draw	1.0A 12V 0.5A 24V
Legal Heading	DOT L SAE HL

- FMVSS-108 and CMVSS-108 Compliant
- Auto Select 12/24VDC
- Polycarbonate Lens with Hard Coating Shell
- Completely Sealed Electronics
- Standard OEM Blade Connector
- Retrofits ANSI #H4656
- 5 Year Warranty




M50914

**M50914** is available for 12VDC systems where LED headlight amp draw is too small.

\*Maxxima LED Headlights require steady 12VDC/24VDC to operate correctly. Vehicles with DRL generally drive the Headlight with an alternating Pulse Width Modulated (PWM) signal when in DRL mode. MHL headlights respond with lower light output flicker-free operation.

## DRL RETROFIT DRIVER MODULES



The M50917 (4X6) and M50918 (5X7 and 7") DRL (Daytime Running Light) Retrofit Driver Modules creates a DRL mode of operation on vehicles not equipped with DRL control. This enables the use of the dedicated Signature V DRL beam on the VHL-4X6DRL, VHL-5X7DRL and VHL-07DRL headlights on all vehicles without DRL control to meet US FMVSS optional DRL requirements and CA Motor Vehicle Safety Regulations MSVR 108 (44) to (65) mandatory DRL requirements. These modules cause automatic activation of Vionic DRL's upon starting your vehicle. The DRL modules have Auto-Off control while signaling turns or when headlights are On. One DRL Retrofit Driver Module is required to control the Vionic DRL headlight on each side of the vehicle.

- Enables DRL Function on Vehicles without DRL Control
- DRL Auto On upon Starting Vehicle
- DRL Auto Off while Signaling Turn
- DRL Auto Off when Headlights On
- Polycarbonate Housing
- Extremely Low Standby Amp Draw
- 4 Amp Maximum Headlight Driver
- 1 Year Warranty

## PART NUMBER

M50917

4X6 RETROFIT DRL DRIVER MODULE

<b>Dimensions</b>	2.2" X 1.5" X 0.5"
<b>Voltage</b>	12/24VDC Dual Voltage
<b>Amp Draw</b>	5ma Standby
<b>Amp Output</b>	4A Maximum
<b>PWM Output</b>	150 HZ, 80% Duty Cycle
<b>Connector</b>	H4 3 Blade Male and Female 2 Leads 11"

## PART NUMBER

M50918

5X7 &amp; 7" RETROFIT DRL DRIVER MODULE

<b>Dimensions</b>	2.2" X 1.5" X 0.5"
<b>Voltage</b>	12/24VDC Dual Voltage
<b>Amp Draw</b>	5ma Standby
<b>Amp Output</b>	4A Maximum
<b>PWM Output</b>	150 HZ, 80% Duty Cycle
<b>Connector</b>	H4 3 Blade Male and Female 2 Leads 11"

*The M50954 Silicone Rubber Connector Boot (Optional)*

MFL-200SY SELECTIVE YELLOW 6 LED MINI RECTANGULAR FOG LIGHTS



PART NUMBER	MFL-200SY SELECTIVE YELLOW
-------------	-------------------------------

LEDs	6
DOT/SAE	J583
Legal Heading	F3
Dimensions	3.5" X 2.7" X 2.9"
Voltage	Auto Select 12/24VDC
Amp Draw	0.8A 12V 0.4A 24V
Connector	2Wire
Mounting	Adjustable Height Bracket

- Fog Beam Pattern
- Aluminum & ABS Housing
- Acrylic Lens
- Low LED Amp Draw
- Stainless Steel Bracket
- 5 Year Warranty

MFL-200W WHITE 6 LED MINI RECTANGULAR FOG LIGHTS



PART NUMBER	MFL-200W WHITE
-------------	-------------------

LEDs	6
DOT/SAE	J583
Legal Heading	F3
Dimensions	3.5" X 2.7" X 2.9"
Voltage	Auto Select 12/24VDC
Amp Draw	0.8A 12V 0.4A 24V
Connector	2Wire
Mounting	Adjustable Height Bracket

- Fog Beam Pattern
- Aluminum & ABS Housing
- Acrylic Lens
- Low LED Amp Draw
- Stainless Steel Bracket
- 5 Year Warranty

## 2 LED RECTANGULAR FOG LIGHT



PART NUMBER	MFL-100W WHITE
-------------	----------------

LEDs	2
Dimensions	5.9" X 3.7" X 2.1"
Legal Heading	F
DOT/SAE	J583
Voltage	12-36VDC Multi Voltage
Amp Draw	0.8A 12V 0.4A 36V
Connector	2 Wire
Mounting	5/16" Diameter Bolt

- Philips LUXEONZ®
- 12-36VDC Multi Voltage
- Polycarbonate Housing and Lens
- Low LED Amp Draw
- Stainless Steel Bolt & Bracket
- 5 Year Warranty

## PROJECTOR/DRL - DAY TIME RUNNING LIGHTS



PART NUMBER	PLB-630-A
-------------	-----------

LEDs	3
Width	4.4"
Height	1.4"
Depth	1.2"
Voltage	12.8VDC
Amp Draw	250ma
Mounting	Surface
Connector	2 Wire Leads

- White Projector Light
- 3 X 1 Watt White LEDs
- Polycarbonate Lens
- Stainless Steel Mounting Bracket
- Black Cast Aluminum Housing
- 5 Year Warranty

1,000 LUMEN 15 LED WORK LIGHTS



The new series of 15 LEDs 1,000 Lumen work lights provide a wide flood beam pattern perfect for work and utility applications. 12/24VDC Dual Voltage, shatter proof polycarbonate lens and housing with stainless steel mounting bracket and bolt. 5 Year Warranty.



**PART NUMBER MWL-38 ROUND**

<b>LEDs</b>	15
<b>Lumens</b>	1,000
<b>Dimensions</b>	4.8" Diameter X 1.5" Deep
<b>Voltage</b>	12/24VDC Dual Voltage
<b>Amp Draw</b>	0.8A 12V 0.5A 24V
<b>Connector</b>	2 Blunt Cut 11" Jacketed Leads
<b>Mounting</b>	Steel Bracket with Stainless Steel Bolt
<b>Warranty</b>	5 Year

**PART NUMBER MWL-39 RECTANGULAR**

<b>LEDs</b>	15
<b>Lumens</b>	1,000
<b>Dimensions</b>	5.9" X 3.7" X 1.6"
<b>Voltage</b>	12/24VDC Dual Voltage
<b>Amp Draw</b>	0.8A 12V 0.5A 24V
<b>Connector</b>	2 Blunt Cut 11" Jacketed Leads
<b>Mounting</b>	Steel Bracket with Stainless Steel Bolt
<b>Warranty</b>	5 Year

**PART NUMBER MWL-40 SQUARE**

<b>LEDs</b>	15
<b>Lumens</b>	1,000
<b>Dimensions</b>	4.7" X 4.2" X 1.6"
<b>Voltage</b>	12/24VDC Dual Voltage
<b>Amp Draw</b>	0.8A 12V 0.5A 24V
<b>Connector</b>	2 Blunt Cut 11" Jacketed Leads
<b>Mounting</b>	Steel Bracket with Stainless Steel Bolt
<b>Warranty</b>	5 Year

2,100 LUMEN 16 LED WORK LIGHTS

NEW



The new series of 16 LEDs Ultra-Bright 2,100 Lumen work lights provide a wide flood beam pattern perfect for work and utility applications. 12/24VDC Dual Voltage cast aluminum electro deposited black housing, shatter proof polycarbonate lens, and stainless steel mounting bracket and bolt. 5 Year Warranty.



**PART NUMBER MWL-41 ROUND**

<b>LEDs</b>	16
<b>Lumens</b>	2,100
<b>Dimensions</b>	4.7" Diameter X 1.6" Deep
<b>Voltage</b>	12/24VDC Dual Voltage
<b>Amp Draw</b>	2.4A 12V 1.2A 24V
<b>Housing</b>	Cast Aluminum
<b>Lens</b>	Polycarbonate
<b>Connector</b>	2 Blunt Cut 11" Jacketed Leads
<b>Mounting</b>	5/16" Stainless Steel Bolt & Bracket
<b>Warranty</b>	5 Year

**PART NUMBER MWL-42 RECTANGULAR**

<b>LEDs</b>	16
<b>Lumens</b>	2,100
<b>Dimensions</b>	5.9" X 3.6" X 1.5"
<b>Voltage</b>	12/24VDC Dual Voltage
<b>Amp Draw</b>	2.4A 12V 1.2A 24V
<b>Housing</b>	Cast Aluminum
<b>Lens</b>	Polycarbonate
<b>Connector</b>	2 Blunt Cut 11" Jacketed Leads
<b>Mounting</b>	5/16" Stainless Steel Bolt & Bracket
<b>Warranty</b>	5 Year

**PART NUMBER MWL-43 SQUARE**

<b>LEDs</b>	16
<b>Lumens</b>	2,100
<b>Dimensions</b>	4.7" X 4.2" X 1.7"
<b>Voltage</b>	12/24VDC Dual Voltage
<b>Amp Draw</b>	2.4A 12V 1.2A 24V
<b>Housing</b>	Cast Aluminum
<b>Lens</b>	Polycarbonate
<b>Connector</b>	2 Blunt Cut 11" Jacketed Leads
<b>Mounting</b>	5/16" Stainless Steel Bolt & Bracket
<b>Warranty</b>	5 Year

18 LED WORK LIGHT 3,100 LUMEN ULTRA BRIGHT 12-36VDC

NEW  



NEW WHITE WORK LIGHT PRODUCTS

**PART NUMBER** MWL-58 RECTANGULAR

<b>LEDs</b>	18	• 12-36 VDC Multi Voltage
<b>Lumens</b>	3,100	• Flood Beam Pattern
<b>Dimensions</b>	7.1" WX 3.7" HX 2.2" D	• Ultra Bright 3,000 Lumen
<b>Voltage</b>	12-36 VDC Auto Select Voltage	• Cast Aluminum Electro Deposited Black Housing
<b>Amp Draw</b>	2.8A 12VDC 1.1A 36VDC	• Polycarbonate Lens
<b>Housing</b>	Cast Aluminum	• Stainless Steel Bracket and Bolt
<b>Lens</b>	Polycarbonate	• 5 Year Warranty
<b>Connector</b>	2 Blunt Cut 11" Jacketed Leads	

**MPWL-60, 60 WATT, 120VAC PORTABLE WORK LIGHT**

NEW



**PART NUMBER      MPWL-60 ROUND**

<b>LEDs</b>	374
<b>Lumens</b>	7,200
<b>Watts</b>	60W
<b>Dimensions</b>	5.9" Diameter X 13.3" Length
<b>Voltage</b>	120 VAC UL Listed
<b>Amp Draw</b>	0.5A
<b>Housing</b>	Polycarbonate
<b>Lens</b>	Polycarbonate
<b>Connector</b>	3-Pin Grounded Plug
<b>Warranty</b>	3 Year

- Convenient Portable Lighting
- Polycarbonate Lens & Housing
- Stainless Steel Lens Safety Guard
- Metal Clasp for Mounting
- 3 Year Warranty

**MPWL-100, 100 WATT, 120VAC PORTABLE WORK LIGHT**

NEW



**PART NUMBER      MPWL-100 ROUND**

<b>LEDs</b>	676
<b>Lumens</b>	12,000
<b>Watts</b>	100W
<b>Dimensions</b>	5.9" Diameter X 13.3" Length
<b>Voltage</b>	120 VAC UL Listed
<b>Amp Draw</b>	0.8A
<b>Housing</b>	Polycarbonate
<b>Lens</b>	Polycarbonate
<b>Connector</b>	3-Pin Grounded Plug
<b>Warranty</b>	3 Year

- Convenient Portable Lighting
- Polycarbonate Lens & Housing
- Stainless Steel Lens Safety Guard
- Metal Clasp for Mounting
- 3 Year Warranty



## MSL-404800C CLEAR LENS 120VAC SHOP LIGHT

NEW



**PART NUMBER** MSL-404800C

### FEATURES & BENEFITS

- Replaces 2-Light Fluorescent T8 or T12 Fixtures
- Instant-On LEDs provides full brightness immediately unlike fluorescent lamps
- Great for garages, workshops, basements, etc.
- Clear polycarbonate lens
- Aluminum and polycarbonate housing
- Plug & play with power cord and plug provided
- Integrated outlet for fixture to fixture power
- Easily daisy chain up to 4 together with built in cord and plug
- 5' standard power cord
- 12" on/off pull chain
- Chain for hanging fixture(20-0.8" links provided for 13.5" overall length, 2mm thickness)
- #8 Screw eye hooks and plastic anchors included
- 1 Year Warranty

This hanging LED shop light or garage light has an output of 4800 lumens and a light color of 5000K daylight. It has a clear polycarbonate lens and an aluminum housing with polycarbonate end caps. This LED shop light fixture includes a power cord with a plug and is linkable up to 4 units. It features an integrated outlet for fixture-to-fixture power, a 12-inch on/off pull chain and a chain (2mm thickness) for hanging the fixture. This unit is ideal for overhead garage lighting or overhead shop lights, providing ample light for your work space.

**RATINGS:** 120VAC, 60Hz, 40W link up to 4 Fixtures together, ETL Listed Safety Certification.

## MSL-404400F FROSTED LENS 120VAC SHOP LIGHT

NEW



**PART NUMBER** MSL-404400F

### FEATURES & BENEFITS

- Replaces 2-Light Fluorescent T8 or T12 Fixtures
- Instant-On LEDs provides full brightness immediately unlike fluorescent lamps
- Great for garages, workshops, basements, etc.
- Frosted polycarbonate lens
- Aluminum and polycarbonate housing
- Plug & play with power cord and plug provided
- Integrated outlet for fixture to fixture power
- Easily daisy chain up to 4 together with built in cord and plug
- 5' standard power cord
- 12" on/off pull chain
- Chain for hanging fixture(20-0.8" links provided for 13.5" overall length, 2mm thickness)
- #8 Screw eye hooks and plastic anchors included
- 1 Year Warranty

This hanging LED shop light or garage light has an output of 4400 lumens and a light color of 5000K daylight. It has a frosted polycarbonate lens and an aluminum housing with polycarbonate end caps. This LED shop light fixture includes a power cord with a plug and is linkable up to 4 units. It features an integrated outlet for fixture-to-fixture power, a 12-inch on/off pull chain and a chain (2mm thickness) for hanging the fixture. This unit is ideal for overhead garage lighting or overhead shop lights, providing ample light for your work space.

**RATINGS:** 120VAC, 60Hz, 40W link up to 4 Fixtures together, ETL Listed Safety Certification.

**12 LEDS 2" X 6" THIN PROFILE HEAVY DUTY RECTANGULAR SURFACE MOUNT EXTERIOR/INTERIOR VEHICLE LIGHT 600 LUMENS**

NEW



Introducing the New 2" X 6" low profile exterior white vehicle light. This 600 lumen high output work light is constructed of high grade aluminum alloy with a polycarbonate lens. With two hole mounting the compact light can easily be mounted on any flat surface to provide exceptional area lighting.

PART NUMBER		M84447 WHITE SURFACE MOUNT	
LEDs	12	• Waterproof Exterior/Interior Lighting	
Lumens	600	• 12.8VDC	
Dimensions	5.8" W X 1.8" H X 1.0" D	• Polycarbonate Lens	
Voltage	12.8VDC	• Cast Aluminum Housing	
Amp Draw	0.9A	• Two Hole Surface Mount	
Connector	Two Wire 11" Blunt Cut Leads	• 5 Year Warranty	
Mounting	Two Hole Surface Mount		

**M84446 SERIES COMPACT RECTANGULAR 240 LUMEN INTERIOR COMPARTMENT LIGHT AVAILABLE BLACK, CHROME AND WHITE**



Introducing the New 1-3/8" X 5-3/4" low profile interior compartment lights. This 240 lumen compact light is constructed with a polycarbonate housing and lens. With two hole mounting the compact light can easily be mounted on any flat surface to provide exceptional compartment lighting.

PART NUMBER	M8446BLK	BLACK HOUSING
	M84446CH	CHROME HOUSING
	M84446WH	WHITE HOUSING
LEDs	15	<ul style="list-style-type: none"> <li>• 240 Lumen / Interior Compartment Lighting</li> <li>• 12.8VDC</li> <li>• Polycarbonate Lens</li> <li>• Polycarbonate Housing</li> <li>• Two Hole Surface Mount</li> <li>• 5 Year Warranty</li> </ul>
Lumens	240	
Dimensions	5.8" W X 1.8" H X 0.8" D	
Voltage	12.8VDC	
Amp Draw	210MA	
Connector	Two Wire 15" Blunt Cut Leads	
Mounting	Two Hole Surface Mount	

**5 1/2" ROUND DOME LIGHTS, THREE HOLE SURFACE MOUNT  
4-POSITION HIGH, MEDIUM, LOW AND OFF SWITCH**

NEW



The New M84405-SW and M84406-SW 4 Position Switched Dome Lights now offer Variable Interior Illumination with the Maxx-Touch Sensitive Switch. Now you can select the brightness desired. A third wire for optional door control is included. The Maxx-Touch Sensitive Switch is illuminated with a blue indicator LED to easily locate in darkness. Lamp remains at last setting until changed with Maxx-Touch Sensitive Switch setting change or optional door control overrides lamp to high light output. If the optional door control is used, after an override closing the door will always turn the lamp Off and re-enable the Maxx-Touch Sensitive Switch.

PART NUMBER	M84405-SW	M84406-SW	
LEDs	18	27	• Interior Dome Light
Lumens	325/200/75	450/260/100	• 4-Position Switch (High/Med/Low/Off)
Diameter	5.5"	5.5"	• Touch-Capacitor Switch
Depth	0.8"	0.8"	• Polycarbonate Lens
Voltage	12.8 Volts	12.8 Volts	• Polycarbonate Housing
Amp Draw	360 / 200 / 80ma	480 / 240 / 100ma	• Optional Remote Override Wire for Door Switch
Connector	3 Wire 13" Blunt Cut Leads	3 Wire 13" Blunt Cut Leads	• 5 Year Warranty

M50129 Chrome Bezel (Optional)



All work Lights are not created equal. Many manufacturers make claims about the Lumen output that are misleading. At Maxxima all of our work lights undergo stringent testing to measure light output in an Integrating Sphere, in accordance with Illuminating Engineering Society of North America (IESNA) standard LM-79. Light output is recorded after the lamp is completely warmed up at least 30 minutes. The test process ensures our customers the light output matches the listed Lumen output.

PART NUMBER	DESCRIPTION	LUMENS	PAGE NUMBER
M09370WCL-NS	1" Round Micro Work Light	50	33
MWL-10SP	Round Mini Grommet Mount Work Light	300	34
MWL-10SP-SM	Round Mini Bracket Mount Work Light	300	34
MWL-10SP-SMCHR	Round Mini Bracket Mount Work Light Chrome Finish	300	34
MWL-04	Rectangular LED Work Light - Black 12/24VDC	400	33
MWL-13	Low Profile Surface Mount Work Light 12/24VDC	400	32
MWL-21	Rectangular 6 LED Work Light - Black Aluminum Housing	400	31
MWL-22	Rectangular 6 LED Work Light- Aluminum Finish Housing	400	31
MWL-33	3" X 6" Rectangular Exterior Scene / Load Light	400	24
MWL-01B	Round LED Work Light	550	34
MWL-01LS	Round Exterior 6 LED Work Light - Liquid Silver Housing	550	34
MWL-19-A	Round 15 LED Black Work Light 12/24VDC	550	25
MWL-26-A	Rectangular 15 LED Black Work Light 12/24VDC	550	25
MWL-27-A	Square 9 LED Black Work Light 12/24VDC	550	25
M84447	2" X 6" Rectangular Exterior Vehicle Work Light	600	18
MPWL-05	Portable Magnetic Mount Work/Warning	600	23
MWL-14	Low Profile Surface Mount Work Light 12/24VDC	700	32
MWL-11HL	Round 4" Black Rubber LED Work Light 12/24VDC	700	33
MWL-12	Round 4" LED Work Light - Lamp Only for MWL-11HL	700	33
MPWL-10	Maxxima Portable / Rechargeable Work Light AC/DC Input	800	22
MWL-20FB	Mini Square Focus Beam LED Work Light 12/24VDC	800	31
MWL-20LS	Mini Square LED Work Light - 12/24VDC Liquid Silver Housing	800	31
MWL-20	Mini Square Work Light 12/24VDC	1,000	31
MWL-18-B	Mini Oval Work Light	1,000	31
MWL-01HP	Round LED Work Light - Black 12/24VDC	1,200	34
MWL-31SP	Compact Square 2 LED Work Light Black Aluminum Housing 12/24VDC	1,350	23
MWL-38	Round 15 LED Black Work Light Polycarbonate Housing 12/24VDC	1,000	13
MWL-39	Rectangular 15 LED Black Work Light Polycarbonate Housing 12/24VDC	1,000	13
MWL-40	Square 15 LED Black Work Light Polycarbonate Housing 12/24VDC	1,000	13
MWL-28	Round 6 LED Black Work Light 12/24VDC	1,200	26
MWL-29	Rectangular 6 LED Work Light 12/24VDC	1,200	26
MWL-30	Square 6 LED Work Light 12/24VDC	1,200	26
MWL-05SP	Rectangular LED Work Light - Black 12-36 VDC	1,200	32
MWL-34	2" X 9" Rectangular Exterior Scene / Load Light	1,400	24
MTBL-10	Maxxima Tow Bar Light	1,450	29
MWBL-1	Maxxima Work Bar Light Surface Mount	1,450	29
MWL-35	4" X 6" Rectangular Exterior Scene / Load Light	1,500	24
MWL-50SP	Rectangular 6 LED Work Light Black Aluminum Housing 12/24VDC	1,550	28
MPWL-20	Maxxima Portable / Rechargeable Work Light AC/DC Input	1,700	22
MWL-07SP	Rectangular LED Work Light - Black 12-36VDC	1,800	32
MWL-16	Square LED Work Light 12/24VDC	2,100	31
MWL-41	Round 18 LED Black Work Light 12/24VDC	2,100	14
MWL-42	Rectangular 18 LED Black Work Light 12/24VDC	2,100	14
MWL-43	Square 18 LED Black Work Light 12/24VDC	2,100	14
MWL-36	Round 9 LED Work Light w/Switch Multi 12-36 VDC Deutsch Connector	2,100	27
MWL-37	Round Magnetic Mount 9 LED Work Light w/ Switch 12-36VDC Deutsch	2,100	27
MWL-57SP	Rectangular 8 LED Work Light Black Aluminum Housing 12/24VDC	2,150	28
MPWL-30	Maxxima Portable / Rechargeable Work Light AC Input	2,350	22
MWL-24SP	Oval 8 LED Work Light 12/24VDC	2,500	30
MWL-58	Rectangular 18 LED Work Light 12/24VDC	3,100	15
MWL-25SP-A	Oval 5 LED Work Light 12/24VDC	3,600	30

## PORTABLE RECHARGEABLE LITHIUM WORK LIGHTS



### PART NUMBER

MPWL-30	2350 HI/1200 LO LUMENS
MPWL-30WALLCH	REPLACEMENT WALL CHARGER
MPWL-MAG30	MAGNETIC MOUNTING KIT

- Portable Rechargeable Lithium Battery
- 1 LED COB Technology
- 100-240VAC Charging
- 120° Beam Angle
- 5 Hour Full Charge Time
- Operation Time 3-4 Hours Hi 6-8 Hours Low
- 3 Position Switch, Charge Status Indicator
- 1 Year Warranty



### PART NUMBER

MPWL-20	1750 HI / 800 LO LUMENS
MPWL-MAGKIT	MAGNETIC MOUNTING KIT
MPWL-20WALLCH	REPLACEMENT WALL CHARGER
MPWL-CARCH	REPLACEMENT CAR CHARGER
MPWL-GLASS20	REPLACEMENT TEMPERED GLASS LENS

- Portable Rechargeable Lithium Battery
- 1 LED COB Technology
- Cigarette 12/24VDC & 110-240VAC Charging
- 120° Beam Angle
- 4-5 Hour Full Charge Time
- Operation Time 3-4 Hours Hi 6-8 Hours Low
- 3 Position Switch, Charge Status Indicator
- 1 Year Warranty



### PART NUMBER

MPWL-10	800 HI / 400 LO LUMENS
MPWL-MAGKIT	MAGNETIC MOUNTING KIT
MPWL-10WALLCH	REPLACEMENT WALL CHARGER
MPWL-CARCH	REPLACEMENT CAR CHARGER
MPWL-GLASS10	REPLACEMENT TEMPERED GLASS LENS

- Portable Rechargeable Lithium Battery
- 1 LED COB Technology
- Cigarette 12/24VDC & 110-240VAC Charging
- 120° Beam Angle
- 4-5 Hour Full Charge Time
- Operation Time 3-4 Hours Hi 6-8 Hours Low
- 3 Position Switch, Charge Status Indicator
- 1 Year Warranty

The line of Maxxima Portable Rechargeable Lithium Work Lights provide convenient easy to use portable lighting. Available in 2350, 1750 and 800 Lumen models.

COMBINATION PORTABLE MAGNETIC MOUNT WORK / RED WARNING

NEW



**PART NUMBER** MPWL-05 WHITE WORK / RED WARNING

- 600lm HI 200lm LOW
- Adjustable Tilt With Magnetic Mount
- Combination Portable White Work Light and Red Warning
- Red SOS Warning Mode
- Portable USB Rechargeable Lithium Battery
- 5V USB Charging Cable Included
- White / Red LEDs
- Flood Beam
- Run Time; 10-12 hours Low / 3-4 hours HI
- 1 Year Warranty

COMPACT SQUARE 1,350 LUMEN 2 LED 12/24VDC WORK LIGHT

NEW




**PART NUMBER** MWL-31SP

<b>LEDs</b>	2 Philips LUXEON® M LEDs
<b>Lumens</b>	1,350
<b>Dimensions</b>	4.1" X 3.2" X 2.7"
<b>Voltage</b>	Auto Select 12/24VDC
<b>Amp Draw</b>	1.7A 12VDC 0.8A 24VDC
<b>Connector</b>	DRY-FIT
<b>Mounting</b>	5/16" Diameter Bolt

- Philips LUXEON® M LEDs
- Auto Select 12/24VDC
- Black Coated Aluminum Housing
- Dry-Fit Connector Included
- Polycarbonate Lens
- Low LED Amp Draw
- Stainless Steel Bolt & Bracket
- 5 Year Warranty

## UNIQUE SURFACE MOUNT 45° DEGREE DOWNWARD LIGHT ANGLE

NEW



Illuminates the area below and in front of the light. Perfect for Scene, Load, Cargo and Interior Lighting.



**PART NUMBER**  
**MWL-35 WHITE**

**LEDs** 24  
**Lumens** 1,500  
**Dimensions** 6.0" X 4.0" X 0.9"  
**Voltage** 12/24VDC  
**Amp Draw** 1.4A 12.8V 0.7A 24V  
**Connector** 2 Leads 12"  
**Mounting** 4-5/32" Hole Surface

- Cast Aluminum Heat Sink
- Polycarbonate Lens
- Mounting Gasket Attached
- Low LED Amp Draw
- 5 Year Warranty



**PART NUMBER**  
**MWL-34 WHITE**

**LEDs** 24  
**Lumens** 1,400  
**Dimensions** 9.0" X 2.2" X 0.9"  
**Voltage** 12/24VDC  
**Amp Draw** 1.4A 12.8V 0.7A 24V  
**Connector** 2 Leads 12"  
**Mounting** 2-5/32" Hole Surface

- Cast Aluminum Housing
- Polycarbonate Lens
- Mounting Gasket Attached
- Low LED Amp Draw
- 5 Year Warranty



**PART NUMBER**  
**MWL-33 WHITE**  
**M50140 ADHESIVE GASKET**

**LEDs** 9  
**Lumens** 400  
**Dimensions** 5.2" X 2.2" X 0.7"  
**Voltage** 12.8VDC  
**Amp Draw** 0.5A 12.8VDC  
**Connector** 2 Wire Leads  
**Mounting** 4-5/32" Mounting Holes

- Cast Aluminum Heat Sink
- Polycarbonate Lens
- Low LED Amp Draw
- 5 Year Warranty



## 675 LUMEN 15 LED WORK LIGHTS



The MWL-19-A, 26-A and 27-A Series Work Lights are powerful compact thin LED work lights. Providing exceptional 675 Lumens flood beam light output using 15 LEDs. Featuring new space age polymer housing, shatter proof polycarbonate lens, and stainless steel mounting bracket and bolt.

- Color Retail Packaging
- 15 LEDs
- Dual Auto Select 12/24VDC
- Polycarbonate Housing
- Polycarbonate Lens
- Stainless Steel Bracket and Bolt
- 5 Year Warranty



PART NUMBER	MWL-19-A	WHITE ROUND
	MWL-19Y-A	AMBER ROUND

LEDs	15
Lumens	675 White
Dimensions	4.8" W X 1.5" D
Voltage	12/24VDC
Amp Draw	450MA 12V 280MA 24V
Connector	2 Blunt Cut 11" Lead
Mounting	Stainless Steel Bracket with Bolt



PART NUMBER	MWL-26-A RECTANGULAR
-------------	----------------------

LEDs	15
Lumens	675
Dimensions	5.9" W X 3.7" H X 1.6" D
Voltage	12/24VDC
Amp Draw	450MA 12V 280MA 24V
Connector	2 Blunt Cut 11" Lead
Mounting	Stainless Steel Bracket with Bolt



PART NUMBER	MWL-27-A SQUARE
-------------	-----------------

LEDs	15
Lumens	675
Dimensions	4.7" W X 4.2" H X 1.6" D
Voltage	12/24VDC
Amp Draw	450MA 12V 280MA 24V
Connector	2 Blunt Cut 11" Lead
Mounting	Stainless Steel Bracket with Bolt

## 1,200 LUMEN 6 LED WORK LIGHTS



The series of 6 LEDs 1,200 Lumen work lights provide a wide flood beam pattern perfect for work and utility applications. Dual Auto Select 12/24VDC voltage, ED Black aluminum housing, shatter proof polycarbonate lens, and stainless steel mounting bracket & bolt.



### PART NUMBER MWL-28 ROUND

<b>LEDs</b>	6
<b>Lumens</b>	1,200
<b>Dimensions</b>	4.7" Diameter X 1.6" Deep
<b>Voltage</b>	12/24VDC Auto Select Dual Voltage
<b>Amp Draw</b>	1.6A 12V 0.9A 24V
<b>Connector</b>	2 Blunt Cut 11" Jacketed Leads
<b>Mounting</b>	Steel Bracket with Stainless Steel Bolt
<b>Warranty</b>	5 Year



### PART NUMBER MWL-29 RECTANGULAR

<b>LEDs</b>	6
<b>Lumens</b>	1,200
<b>Dimensions</b>	5.9" X 3.6" X 1.5"
<b>Voltage</b>	12/24VDC Auto Select Dual Voltage
<b>Amp Draw</b>	1.6A 12V 0.9A 24V
<b>Connector</b>	2 Blunt Cut 11" Jacketed Leads
<b>Mounting</b>	Steel Bracket with Stainless Steel Bolt
<b>Warranty</b>	5 Year



### PART NUMBER MWL-30 SQUARE

<b>LEDs</b>	6
<b>Lumens</b>	1,200
<b>Dimensions</b>	4.7" X 4.2" X 1.7"
<b>Voltage</b>	12/24VDC Auto Select Dual Voltage
<b>Amp Draw</b>	1.6A 12V 0.9A 24V
<b>Connector</b>	2 Blunt Cut 11" Jacketed Leads
<b>Mounting</b>	Steel Bracket with Stainless Steel Bolt
<b>Warranty</b>	5 Year

## 2,100 LUMEN 9 LED ADJUSTABLE WORK LIGHTS

NEW



AVAILABLE IN SURFACE OR MAGNETIC MOUNT

## THE NEW MWL-36 &amp; MWL- 37 WITH INTEGRATED ON/OFF SWITCH

Adjustable 2,100 Lumen 9 LED Work Lights Have a Thin Compact Low Profile and Easy Grip Handle. ED Black Aluminum Housing, Polycarbonate Lens and Stainless Steel Swivel Bracket. Multi 12-36VDC Voltage Range Deutsch DT04 Male Termination and Blunt Cut DT04 Female Connector Included. Includes integrated On/Off Switch on Work Light. Choose from Magnetic or Surface Mount Styles.



## PART NUMBER MWL-36 SURFACE MOUNT

<b>LEDs</b>	9
<b>Dimensions</b>	5.2" Dia. X 3.0" Deep Lamp Head Only
<b>Voltage</b>	12-36VDC Multi Voltage
<b>Amp Draw</b>	2.2A 12V 0.7A 36V
<b>Connector</b>	Deutsch Blunt Cut DT04 Female Included
<b>Mounting</b>	Surface Mount

- Color Retail Box Packaging
- 12-36VDC Multi Voltage
- Black Aluminum Housing
- Polycarbonate Lens
- Stainless Steel Swivel Bracket & Bolt
- Integrated On/Off Switch on Work Light
- 5 Year Warranty



## PART NUMBER MWL-37 MAGNETIC MOUNT

<b>LEDs</b>	9
<b>Dimensions</b>	5.2" Dia. X 3.0" Deep Lamp Head Only
<b>Voltage</b>	12-36VDC Multi Voltage
<b>Amp Draw</b>	2.2A 12V 0.7A 36V
<b>Connector</b>	Deutsch Blunt Cut DT04 15ft Cigarette Plug with On/Off Switch
<b>Mounting</b>	Magnetic Mount

- Color Retail Box Packaging
- 12-36VDC Multi Voltage
- Black Aluminum Housing
- Polycarbonate Lens
- Heavy Duty Magnetic Mount
- Integrated On/Off Switch on Work Light
- 5 Year Warranty

**1,550 LUMEN 6 LED SPECIAL PERFORMANCE MULTI-VOLTAGE RECTANGULAR WORK LIGHT**



**PART NUMBER MWL-50SP**

<b>LEDs</b>	6
<b>Lumens</b>	1,550
<b>Dimensions</b>	6.2" X 3.8" X 1.8"
<b>Voltage</b>	Auto Select 12-36VDC
<b>Amp Draw</b>	1.5A 12V 0.5A 36V
<b>Connector</b>	2 Wire Leads
<b>Mounting</b>	5/16" Diameter Bolt

- Philips Lumileds LUXEON® T LEDs
- Auto Select 12-36VDC
- Flood Beam Pattern
- Aluminum Powder Coated Housing
- Polycarbonate Lens
- Low LED Amp Draw
- Stainless Steel Bolt and Bracket
- 5 Year Warranty

**2,150 LUMEN 8 LED SPECIAL PERFORMANCE MULTI-VOLTAGE RECTANGULAR WORK LIGHT**



**PART NUMBER MWL-57SP**

<b>LEDs</b>	8
<b>Lumens</b>	2,150
<b>Dimensions</b>	6.2" X 3.8" X 1.8"
<b>Voltage</b>	Auto Select 12-36VDC
<b>Amp Draw</b>	2.3A 12V 0.8A 36V

- Philips Lumileds LUXEON® T LEDs
- Auto Select 12-36VDC Multi Voltage
- Flood Beam Pattern
- Electro Deposited Painted Housing
- Polycarbonate Lens
- Low LED Amp Draw
- Stainless Steel Bolt and Bracket
- 5 Year Warranty

## 1,450 LUMEN 15 LED LOW PROFILE FLAT BED ROLL OFF WORK LIGHT



### MTBL-10

A powerful rectangular compact thin LED work light. Providing exceptional 1,450 Lumen flood beam light output using 15 LEDs. Featuring Heavy Duty Powder Coated Steel Bracket and Mounting Bolts. Adjustable LED Light Head for precise illumination of the work area.

PART NUMBER	MTBL-10	
MTBL-UBAR	U BRACKET ONLY	
LEDs	15	• Replaces Jerr-Dan <sup>®</sup> ™ Incandescent Light Bar
Lumens	1,450	• Aluminum Extruded Light Head
Dimensions	29.5" X 10.3" X 2.0"	• Flood Beam Pattern
Voltage	12.8VDC	• Polycarbonate Lens
Amp Draw	1.3A	• Low LED Amp Draw
Connector	Jerr-Dan OEM Connector	• Steel Bracket & Bolts
Mounting	Two Hole Bracket Mount	• 5 Year Warranty

## 1,450 LUMEN 15 LED SURFACE MOUNT LOW PROFILE WORK LIGHT



### MWBL-1

A powerful rectangular compact thin Surface Mount LED work light. Providing exceptional 1,450 Lumen flood beam light output using 15 LEDs. Featuring Heavy Duty Powder Coated Steel Brackets and Mounting Bolts. Adjustable LED Light Head for precise illumination of the work area.



PART NUMBER	MWBL-1	
LEDs	15	• Aluminum Extruded Light Head
Lumens	1,450	• Flood Beam Pattern
Dimensions	27.7" X 2.8" X 1.5"	• Polycarbonate Lens
Voltage	12.8VDC	• Low LED Amp Draw
Amp Draw	1.3A	• Steel Bracket & Bolts
Connector	2 Blunt Cut Leads	• 5 Year Warranty
Mounting	Surface Mount Steel Brackets and Bolts	

**2,500 LUMEN SP SPECIAL PERFORMANCE SERIES OVAL 8 LED  
DUAL VOLTAGE WORK LIGHT**



**PART NUMBER MWL-24SP**

<b>LEDs</b>	8
<b>Lumens</b>	2,500
<b>Dimensions</b>	6.3" X 5.3" X 3.6"
<b>Voltage</b>	Auto Select 12/24VDC
<b>Amp Draw</b>	3.7A 12V 1.8A 24V
<b>Connector</b>	2 10" Wire Leads
<b>Mounting</b>	15/32" Diameter Bolt

- 2 Luxeon M + 6 G2 LEDs
- Dual 12/24VDC Auto Select
- Flood Beam Pattern
- Aluminum Powder Coated Housing
- Polycarbonate Lens
- Low LED Amp Draw
- Stainless Steel Bolt & Swivel Bracket
- 5 Year Warranty

**3,600 LUMEN SP SPECIAL PERFORMANCE SERIES OVAL 5 LED  
DUAL VOLTAGE WORK LIGHT**



**PART NUMBER MWL-25SP-A**

<b>LEDs</b>	5
<b>Lumens</b>	3,600
<b>Dimensions</b>	6.3" X 5.3" X 3.6"
<b>Voltage</b>	Auto Select 12/24VDC
<b>Amp Draw</b>	5.3A 12V 2.5A 24V
<b>Connector</b>	2 10" Wire Leads
<b>Mounting</b>	15/32" Diameter Bolt

- 5 Luxeon M LEDs
- Dual 12/24VDC Auto Select
- Flood Beam Pattern
- Aluminum Powder Coated Housing
- Polycarbonate Lens
- Low LED Amp Draw
- Stainless Steel Bolt & Swivel Bracket
- 5 Year Warranty

## 1,000 LUMEN OVAL COMPACT MULTI-VOLTAGE WORK LIGHT



### PART NUMBER MWL-18-B

LEDs	4	• Focus Beam Pattern
Lumens	1,000	• Aluminum Powder Coated Housing
Dimensions	3.5" X 3.0" X 2.8"	• Polycarbonate Lens
Voltage	12-36VDC	• Low LED Amp Draw
Amp Draw	1.3A 12V 0.4A 36V	• 5 Year Warranty
Connector	2 11" Wire Leads	
Mounting	3/8" Diameter Bolt	

## 2,100 LUMEN SQUARE 10 LED DUAL VOLTAGE WORK LIGHT



### PART NUMBER MWL-16

LEDs	10	• Dual 12/24VDC Auto Select
Lumens	2,100	• Flood Beam Pattern
Dimensions	4.6" X 4.1" X 3.0"	• Aluminum Black Housing
Voltage	Auto Select 12/24VDC	• Polycarbonate Lens
Amp Draw	2.7A 12V 1.4A 24V	• Low LED Amp Draw
Connector	2 Wire	• Stainless Steel Bolt & Bracket
Mounting	3/8" Diameter Bolt	• 5 Year Warranty

## 1,000/800 LUMEN MINI SQUARE 4 LED DUAL VOLTAGE WORK LIGHT



### PART NUMBER MWL-20 BLACK FINISH MWL-20FB FOCUS BEAM MWL-20LS SILVER FINISH

LEDs	4	• Dual 12/24VDC Auto Select
Lumens	1,000 (MWL-20), 800 (MWL-20FB/LS)	• Flood & Focus Beam Patterns
Dimensions	3.2" X 3.2" X 2.2"	• Aluminum Powder Coated Housing
Voltage	Auto Select 12/24VDC	• Polycarbonate Lens
Amp Draw	1.3A 12V 0.7A 24V	• Low LED Amp Draw
Connector	2 10" Wire Leads	• Stainless Steel Bolt & Bracket
Mounting	5/16" Diameter Bolt	• 5 Year Warranty

## 400 LUMEN RECTANGULAR WORK LIGHTS



### PART NUMBER MWL-21 BLACK MWL-22 SILVER

LEDs	6	• Flood Beam Pattern
Lumens	400	• Aluminum Powder Coated Housing
Dimensions	4.4" X 2.5" X 1.1"	• Polycarbonate Lens
Voltage	12.8VDC	• Low LED Amp Draw
Amp Draw	0.7A	• Stainless Steel Bolt & Bracket
Connector	2 11" Wire Leads	• 5 Year Warranty

## 700 LUMEN 3 LED LOW PROFILE SURFACE MOUNT DUAL VOLTAGE WORK LIGHT



PART NUMBER	MWL-14 M50126	SWIVEL BRACKET
-------------	------------------	----------------

LEDs	3	• 300° Fahrenheit Temperature Rated
Lumens	700	• High Temp Glass Lens
Dimensions	5.9" X 2.2" X 0.9"	• Flood Beam Pattern
Voltage	12/24VDC	• Aluminum Housing
Amp Draw	1.2A 12V 0.6A 24V	• Auto Select 12/24VDC
Connector	2 Wire	• Low LED Amp Draw
Mounting	2 Hole Surface Mount	• Optional Swivel Mount Bracket
		• 5 Year Warranty

## 400 LUMEN 2 LED LOW PROFILE SURFACE MOUNT DUAL VOLTAGE WORK LIGHT



PART NUMBER	MWL-13 M50126	SWIVEL BRACKET
-------------	------------------	----------------

LEDs	2	• 300° Fahrenheit Temperature Rated
Lumens	400	• High Temp Glass Lens
Dimensions	5.9" X 2.2" X 0.9"	• Flood Beam Pattern
Voltage	12/24VDC	• Aluminum Housing
Amp Draw	0.6A 12V 0.3A 24V	• Auto Select 12/24VDC
Connector	2 Wire	• Low LED Amp Draw
Mounting	2 Hole Surface Mount	• Optional Swivel Mount Bracket
		• 5 Year Warranty

## 1,800 LUMEN 10 LED SPECIAL PERFORMANCE MULTI VOLTAGE RECTANGULAR WORK LIGHT



NEW HIGHER LUMENS

PART NUMBER	MWL-07SP	
-------------	----------	--

LEDs	10	• Philips LUXEON T® LEDs
Lumens	1,800	• 12-36VDC Multi Voltage
Dimensions	6.3" X 3.9" X 1.8"	• Flood Beam Pattern
Voltage	12-36VDC	• Aluminum Powder Coated Housing
Amp Draw	2.3A 12V 0.8A 36V	• Polycarbonate Lens
Connector	2 Wire	• Low LED Amp Draw
Mounting	5/16" Diameter Bolt	• Stainless Steel Bolt & Bracket
		• 5 Year Warranty

## 1,200 LUMEN 6 LED SPECIAL PERFORMANCE MULTI VOLTAGE RECTANGULAR WORK LIGHT



NEW HIGHER LUMENS

PART NUMBER	MWL-05SP	
-------------	----------	--

LEDs	6	• Philips LUXEON T® LEDs
Lumens	1,200	• 12-36VDC Multi Voltage
Dimensions	6.3" X 3.9" X 1.8"	• Flood Beam Pattern
Voltage	12-36VDC	• Aluminum Powder Coated Housing
Amp Draw	1.5A 12V 0.5A 36V	• Polycarbonate Lens
Connector	2 Wire	• Low LED Amp Draw
Mounting	5/16" Diameter Bolt	• Stainless Steel Bolt & Bracket
		• 5 Year Warranty



## GREEN 6 LED SPECIAL PERFORMANCE MULTI VOLTAGE 4X4 ATV RECTANGULAR WORK LIGHT



PART NUMBER	MWL-05SPGR	GREEN LED
LEDs	6	<ul style="list-style-type: none"> <li>• 6 Green LEDs—Soft Light Won't Spook Prey</li> <li>• Philips Lumileds LUXEON® Rebel LEDs</li> <li>• Preferred By Hunters</li> </ul>
Dimensions	6.3" X 3.9" X 1.8"	• 12-36VDC Multi Voltage
Voltage	12-36VDC Multi Voltage	• Flood Beam Pattern
Amp Draw	1.1A 12V 0.4A 36V	• Aluminum Powder Coated Housing
Connector	2 Wire	• Polycarbonate Lens
Mounting	5/16" Diameter Bolt	• Low LED Amp Draw
		• Stainless Steel Bolt & Bracket
		• 5 Year Warranty

## 400 LUMEN 6 LED DUAL VOLTAGE RECTANGULAR WORK LIGHT



PART NUMBER	MWL-04	
LEDs	6	• Dual 12/24VDC Voltage
Lumens	400	• Flood Beam Pattern
Dimensions	5.9" X 3.6" X 1.6"	• Aluminum Powder Coated Housing
Voltage	Auto Select 12/24VDC	• Polycarbonate Lens
Amp Draw	0.9A 12V 0.5A 24V	• Low LED Amp Draw
Connector	2 Wire	• Stainless Steel Bolt & Bracket
Mounting	5/16" Diameter Bolt	• 5 Year Warranty

## 700 LUMEN 6 LED 4" ROUND RUBBER HOUSING DUAL VOLTAGE WORK LIGHT



PART NUMBER	MWL-11HL MWL-12 MRH-11 M50411 M50412	LAMP ONLY HOUSING ONLY BLACK GROMMET ANGLED GROMMET
LEDs	6	• Dual 12/24VDC Voltage
Lumens	700	• Flood Beam Pattern
Diameter	4.4"	• Aluminum Lamp Housing
Voltage	12/24VDC	• Black Rubber Outer Housing
Amp Draw	1.6A 12V 0.9A 24V	• Polycarbonate Lens
Connector	Single Wire	• Low LED Amp Draw
Mounting	5/16" Diameter Bolt	• 5 Year Warranty

## 1" ROUND MICRO LED WORK LIGHT



PART NUMBER	M09370WCL-NS	
LED	1	• 1" Micro Design
Lumens	50	• Built In Black Grommet Included
Diameter	1.0"	• Polycarbonate Lens
Voltage	12.8VDC	• Low LED Amp Draw
Amp Draw	130ma	• Stainless Steel Grommet Cover Included
Connector	Blunt Cut Leads	• 5 Year Warranty
Mounting	1-1/8" Hole	

## 1,200 LUMEN 6 LED 5" ROUND DUAL VOLTAGE WORK LIGHT



MWL-01GUARD

PART NUMBER	MWL-01HP MWL-01GUARD	LENS COVER
LEDs	6	• Dual 12/24VDC Voltage
Lumens	1,200	• Flood Beam Pattern
Diameter	5.0"	• Aluminum Powder Coated Housing
Depth	1.8"	• Polycarbonate Lens
Voltage	12/24VDC	• Low LED Amp Draw
Amp Draw	2.5A 12VDC 1.3A 24VDC	• Stainless Steel Bolt & Bracket
Connector	2 Wire Leads	• 5 Year Warranty
Mounting	5/16" Diameter Bolt	

## 550 LUMEN 6 LED 5" ROUND WORK LIGHT



MWL-01GUARD

PART NUMBER	MWL-01B MWL-01LS MWL-01GUARD	SILVER FINISH LENS COVER
LEDs	6	• Flood Beam Pattern
Lumens	550	• Aluminum Powder Coated Housing
Diameter	5.0"	• Polycarbonate Lens
Depth	1.8"	• Low LED Amp Draw
Voltage	12.8VDC	• Stainless Steel Bolt & Bracket
Amp Draw	1.5A	• 5 Year Warranty
Connector	2 Wire Leads	
Mounting	5/16" Diameter Bolt	

## 2" ROUND 2 LED MINI 300 LUMEN LED SWIVEL MOUNT WORK LIGHT



PART NUMBER	MWL-10SP-SM MWL-10SP-SMCHR	BLACK FINISH CHROME FINISH
LEDs	2	• 2" Mini Design
Lumens	300	• Polycarbonate Lens & Housing
Diameter	2.7"	• Low LED Amp Draw
Depth	2.1"	• Stainless Steel Bolt & Swivel Bracket
Voltage	12.8VDC	• 5 Year Warranty
Amp Draw	0.6A	
Connector	2 Wire Leads	
Mounting	Bracket 5/16" Diameter Bolt	

## 2" ROUND 2 LED MINI 300 LUMEN LED GROMMET MOUNT WORK LIGHT



M50124 M50413

PART NUMBER	MWL-10SP M50124 M50413	STAINLESS GROMMET COVER ANGLED GROMMET
LEDs	2	• 2" Mini Design
Lumens	300	• Polycarbonate Lens & Housing
Diameter	2.1"	• Low LED Amp Draw
Depth	2.1"	• Black Vinyl Grommet Included
Voltage	12.8VDC	• 5 Year Warranty
Amp Draw	0.6A	
Connector	Blunt Cut Leads	
Mounting	2 - 1/8" Hole	

## 1,500 HIGH LUMEN FLUSH MOUNT RECTANGULAR INTERIOR CARGO LIGHT




PART NUMBER	M84415-A	FLUSH MOUNT
LEDs	30	• Flush Mount
Lumens	1,500	• Bright Cool White Light Output
Dimensions	1.3" X 18.3" X 5.3"	• Refrigeration/Moisture Safe
Voltage	12.8VDC	• Splash Proof Design
CRI	86	• Frosted Lens
Amp Draw	1.9A	• Aluminum Housing
Connector	2 Blunt Cut Leads	• 5 Year Warranty
Mounting	Flush	

## 800 LUMEN RECTANGULAR FLUSH MOUNT INTERIOR LIGHT



PART NUMBER	M84439	FLUSH MOUNT
LEDs	48 White	• Bright Cool White Light Output
Lumens	800	• Refrigeration / Moisture Safe
Dimensions	18.3" X 5.3" X 1.0"	• Splash Proof Design
Voltage	12.8VDC	• Frosted Lens
Amp Draw	1.0A	• Polycarbonate Lens & Housing
Connector	2 Blunt Cut 12" Leads	• 5 Year Warranty
Mounting	Flush	

## 800 LUMEN RECTANGULAR FLUSH MOUNT INTERIOR CARGO LIGHT WITH PIR SENSOR



PART NUMBER	M84444	FLUSH MOUNT
LEDs	48 White	• PIR SENSOR 3 Minute Timeout
Lumens	800	• Polycarbonate Lens & Housing
Dimensions	18.3" X 5.3" X 1.0"	• Refrigeration/Moisture Safe
Voltage	12.8VDC	• Splash Proof Design
Amp Draw	0.9A	• Frosted Lens
Connector	2 Blunt Cut 12" Leads	• 5 Year Warranty
Mounting	Flush	

## 570 LUMEN RECTANGULAR FLUSH MOUNT INTERIOR LIGHT



PART NUMBER	M84409	FLUSH MOUNT
LEDs	36	• Low Amp Draw
Lumens	570	• Refrigeration Safe
Width	18.3"	• Resin Sealed Electronics
Height	5.30"	• Polycarbonate Lens
Depth	0.9"	• Powder Coated Aluminum Housing
Voltage	12.8VDC	• 5 Year Warranty
Amp Draw	0.6A	
Mounting	Flush	
Connector	2 Wire 12" Leads	

## 380 LUMEN RECTANGULAR FLUSH MOUNT INTERIOR LIGHT



PART NUMBER	M84408
-------------	--------

LEDs	20	• Low Amp Draw
Lumens	380	• Refrigeration Safe
Dimensions	18.3" X 5.3" X 1.0"	• Resin Sealed Electronics
Voltage	12.8VDC	• Polycarbonate Lens
Amp Draw	380ma	• Powder Coated
Mounting	Flush	Aluminum Housing
Connector	2 Wire 12" Leads	• 5 Year Warranty

## 2,600 HIGH LUMEN RECTANGULAR SURFACE MOUNT INTERIOR LIGHT



PART NUMBER	M84417	SURFACE MOUNT
-------------	--------	---------------

LEDs	90	• Four Hole Surface Mount
Lumens	2,600	• Bright Cool White Light Output
Dimensions	0.8" X 23.3" X 3.5"	• Refrigeration/Moisture Safe
Voltage	12.8VDC	• Splash Proof Design
Amp Draw	2.6A	• Frosted Lens
Connector	2 Blunt Cut 12" Leads	• 5 Year Warranty
Mounting	Four Hole Surface	

## 1,500 LUMEN RECTANGULAR SURFACE MOUNT INTERIOR LIGHT



PART NUMBER	M84416	SURFACE MOUNT
-------------	--------	---------------

LEDs	66	• Surface Mount
Lumens	1,500	• 66 Samsung™ 2323 LEDs
Dimensions	0.8" X 16.6" X 3.5"	• Bright Cool White Light Output
Voltage	12.8VDC	• Refrigeration/Moisture Safe
CRI	86	• Splash Proof Design
Amp Draw	1.9A	• Frosted Lens
Connector	2 Blunt Cut 12" Leads	• 5 Year Warranty
Mounting	Four Hole Surface	

## 800 LUMEN RECTANGULAR SURFACE MOUNT INTERIOR LIGHT



PART NUMBER	M84440	SURFACE MOUNT
-------------	--------	---------------

LEDs	48 White	• Bright Cool White Light Output
Lumens	800	• Refrigeration/Moisture Safe
Dimensions	16.5" X 3.5" X 0.8"	• Splash Proof Design
Voltage	12.8VDC	• Frosted Lens
Connector	2 Blunt Cut 12" Leads	• Polycarbonate Lens & Housing
Mounting	Four Hole Screws Included	• 5 Year Warranty
Amp Draw	0.8A	

## 1,275 LUMEN RECTANGULAR SURFACE MOUNT INTERIOR LIGHT



PART NUMBER	M84426	SURFACE MOUNT
LEDs	216 3020 SMD	• Surface Mount Design
Lumens	1,275	• 216 LEDs
Dimensions	22.8" X 5.8" X 1.3"	• Hidden Mounting Screws
Voltage	12/24VDC	• Bright Cool White Light Output
CRI	70	• Powder Coated Housing
Amp Draw	1.3A 12V 0.9A 24V	• Polycarbonate Frosted Lens
Connector	2 Blunt Cut Leads	• 5 Year Warranty
Mounting	Surface	

## 2,000 LUMEN RECTANGULAR SURFACE MOUNT INTERIOR LIGHT



PART NUMBER	M84418	SURFACE MOUNT
LEDs	144	• Surface Mount Design
Lumens	2,000	• Bright Cool White Light Output
Dimensions	22.8" X 5.8" X 1.3"	• Polished Aluminum Housing
Voltage	12/24VDC	• Polycarbonate Frosted Lens
CRI	70	• 5 Year Warranty
Amp Draw	2.6A 12V 1.2A 24V	
Connector	2 Blunt Cut Leads	
Mounting	Surface	

## 200 LUMEN 3" X 6" INTERIOR COMPARTMENT LIGHT



PART NUMBER	M84407-B	SURFACE MOUNT
LEDs	12	• Refrigeration Safe
Lumens	200	• Snap-On Polycarbonate Lens
Dimensions	5.8" X 2.9" X 0.7"	• Hidden Mounting Screws
Amp Draw	190ma	• Low Amp Draw
Voltage	12.8VDC	• 5 Year Warranty
Mounting	Four Hole 3/16" Dia.	
Connector	2 Wire Leads	


## 530 LUMEN 3" X 6" SURFACE MOUNT RECTANGULAR INTERIOR CARGO LIGHT



PART NUMBER	M84427-A	SURFACE MOUNT
LEDs	27	• Bright Cool White Light Output
Lumens	530	• Refrigeration/Moisture Safe
Dimensions	5.8" X 2.9" X 0.7"	• Hidden Mounting Screws
Voltage	12.8VDC	• Snap-On Polycarbonate Lens
Amp Draw	0.5A	• 5 Year Warranty
Connector	2 Blunt Cut Leads	
Mounting	Four Hole 3/16" Dia.	

## 21" LOW PROFILE DUAL COLOR RED / WHITE RECTANGULAR SURFACE MOUNT INTERIOR LIGHT

NEW



**PART NUMBER M84438RW**

LEDs	24 Red/ 64 White	• Touch Capacitance Switch
Lumens	1,000	• Polycarbonate Lens & Housing
Dimensions	21.6" X 4.7" X 1.2" Deep	• 5 Year Warranty
Voltage	12.8VDC	
Amp Draw	1.1A	
Connector	Two 4.5" Wire Leads 18AWG.	
Mounting	Two Hole Surface Mount	
Switch	Off/Red/White	

## 21" LOW PROFILE 1,000 LUMEN RECTANGULAR SURFACE MOUNT INTERIOR LIGHT



**PART NUMBER M84438**

LEDs	64	• Touch Capacitance Switch
Lumens	1,000	• Polycarbonate Lens & Housing
Dimensions	21.6" X 4.7" X 1.2" Deep	• 5 Year Warranty
Voltage	12.8VDC	
Amp Draw	1.1A	
Connector	Two 4.5" Wire Leads 18AWG.	
Mounting	Two Hole Surface Mount	

## 14" LOW PROFILE 315 LUMEN RECTANGULAR SURFACE MOUNT INTERIOR LIGHT



**PART NUMBER M84400**

LEDs	50	• 3 Position Remote/ON/Off Switch
Lumens	315	• 2 Hole Surface Mount
Dimensions	14.0" X 3.6" X 0.7" Deep	• Low Amp Draw
Voltage	12.8VDC	• 5 Year Warranty
Amp Draw	0.5A	
Mounting	Surface	
Connector	3 Wire 7" Leads	

## 21" INTERIOR FLUSH MOUNT DOME LIGHT



**PART NUMBER M84410 BLACK**

LEDs	30	• OEM Style Connector
Lumens	570 Hi 185 Low	• Low Amp Draw
Dimensions	20.4" X 6.3" X 1.2" Deep	• 3 Position Hi/Low/Off Switch
Voltage	12.8VDC	• Resin Sealed Electronics
Amp Draw	0.7A	• Polycarbonate Lens
Mounting	Flush	• Powder Coated Aluminum Housing
Connector	3-Pin Delphi	• 5 Year Warranty

## INTERIOR WHITE LED FLAT PANEL LIGHTING – WAFER THIN DESIGN



PART NUMBER	M84428	M84411-B	M84412-B	M84414-BWW WARM WHITE M84414-BCW COOL WHITE	
LEDs	36	24	18	12	<ul style="list-style-type: none"> <li>• Stack Free LED Design</li> <li>• Even Light Dispersion</li> <li>• No Hot Spots</li> <li>• Flat Screen Lens</li> <li>• Ultra Thin 1/2" Design</li> <li>• Mounting Bracket Included</li> <li>• Black Powder Coated Frame</li> <li>• Low Amp Draw</li> <li>• 5 Year Warranty</li> </ul>
Lumens	500	525	161	80 BWW100 BCW	
Dimensions	5.9" X 5.9"	4.7" X 6.3"	4.8" X 4.7"	3.4" X 3.2"	
Depth	0.3"	0.5"	0.5"	0.5"	
Voltage	12/24VDC	12.8VDC	12.8VDC	12.8VDC	
Amp Draw	0.5A 12V 0.3A 24VDC	0.8A	0.7A	0.4A	
Connector	2 Wire	2 Wire	2 Wire	2 Wire	
Mounting	4 Hole Surface	Bracket	Bracket	Bracket	

## M844281-A NEW VERSION TYPE 2 CARGO LIGHT



The popular Type 2 Cargo Light now provides 650 Lumens and includes two thumb screws for 360° tilt adjustment.

PART NUMBER	M844281-A	TYPE 2 CARGO LIGHT	
LEDs	9	Lumens	650
Voltage	12.8VDC	L x H x D (Overall)	20.4" X 1.0" X 0.9"
Amp Draw	0.8A	Connector	2 Blunt Cut 12" Leads

## M844282-A NEW VERSION TYPE 3 CARGO LIGHT DUAL HIGH/LOW 550 & 250 LUMEN OUTPUT



The popular Type 3 Cargo Light has a slimmer more compact shape with an illuminated three position switch. With 550 Lumen on the High side and 250 Lumen on the low side.

PART NUMBER	M844282-A	TYPE 3 CARGO LIGHT	
LEDs	36	Lumens	550 HI / 250 LOW
Voltage	12.8VDC	L x H x D	19.4" X 2.4" X 1.1"
Amp Draw	0.9A HI 0.4A LOW	Connector	Two 15" Jacketed Wires

## 6" INTERIOR 24 ALL LED DUAL COLOR RED/WHITE DOME LIGHT



### PART NUMBER M84434RW RED/WHITE DUAL COLOR

<b>LEDs</b>	24 Red/White	<ul style="list-style-type: none"> <li>• Three Position White/Off/Red Rocker Switch</li> <li>• Thin Low Profile Design</li> <li>• Polycarbonate Lens &amp; Housing</li> <li>• Wire Channel Guide for Flat Surface Mounting</li> <li>• 5 Year Warranty</li> </ul>
<b>Lumens</b>	105 (White)	
<b>Dimensions</b>	5.9" X 1.0"	
<b>Voltage</b>	12.8VDC	
<b>Amp Draw</b>	110ma White 160ma Red	
<b>Connector</b>	2 Blunt Cut Leads	
<b>Mounting</b>	Three Hole Surface	

## 6" INTERIOR 24 ALL LED DUAL COLOR RED/WHITE DOME LIGHT NO SWITCH

NEW



### PART NUMBER M84435RW RED/WHITE DUAL COLOR

<b>LEDs</b>	24 Red/White	<ul style="list-style-type: none"> <li>• Thin Low Profile Design</li> <li>• Polycarbonate Lens &amp; Housing</li> <li>• Wire Channel Guide for Flat Surface Mounting</li> <li>• 5 Year Warranty</li> </ul>
<b>Lumens</b>	135 (White)	
<b>Dimensions</b>	5.9" X 1.0"	
<b>Voltage</b>	12.8VDC	
<b>Amp Draw</b>	110ma White 160ma Red	
<b>Connector</b>	3 Blunt Cut Leads	
<b>Mounting</b>	Three Hole Surface	

## 6" INTERIOR HIGH LUMEN LOW PROFILE DOME LIGHTS - THREE MODELS PIR MOTION SENSOR - ON/OFF SWITCH - HARD WIRED



### PART NUMBER M84433-A PIR SENSOR

<b>LEDs</b>	42	<ul style="list-style-type: none"> <li>• PIR Sensor Passive Infra Red 3 Minute Timeout</li> <li>• Thin Low Profile Design</li> <li>• Polycarbonate Lens &amp; Aluminum Housing</li> <li>• Wire Channel Guide for Flat Surface Mounting</li> <li>• 5 Year Warranty</li> </ul>
<b>Lumens</b>	1,000	
<b>Dimensions</b>	5.9" X 1.2"	
<b>Voltage</b>	12.8VDC	
<b>Amp Draw</b>	1.1A	
<b>Connector</b>	2 Blunt Cut Leads	
<b>Mounting</b>	Three Hole Surface	



### PART NUMBER M84434-A DUAL OUTPUT 1200/450 LUMEN

<b>LEDs</b>	42	<ul style="list-style-type: none"> <li>• Three Position HI/OFF/LOW Rocker Switch</li> <li>• Thin Low Profile Design</li> <li>• Polycarbonate Lens &amp; Aluminum Housing</li> <li>• Wire Channel Guide for Flat Surface Mounting</li> <li>• 5 Year Warranty</li> </ul>
<b>Lumens</b>	1,200 HI / 450 LOW	
<b>Dimensions</b>	5.9" X 1.2"	
<b>Voltage</b>	12.8VDC	
<b>Amp Draw</b>	1.4A HI 0.6A LOW	
<b>Connector</b>	2 Blunt Cut Leads	
<b>Mounting</b>	Three Hole Surface	



### PART NUMBER M84435-A HARD WIRED

<b>LEDs</b>	42	<ul style="list-style-type: none"> <li>• Thin Low Profile Design</li> <li>• Polycarbonate Lens &amp; Aluminum Housing</li> <li>• Wire Channel Guide for Flat Surface Mounting</li> <li>• 5 Year Warranty</li> </ul>
<b>Lumens</b>	1,200	
<b>Dimensions</b>	5.9" X 1.2"	
<b>Voltage</b>	12.8VDC	
<b>Amp Draw</b>	1.5A	
<b>Connector</b>	2 Blunt Cut Leads	
<b>Mounting</b>	Three Hole Surface	



## 5.7" LOW PROFILE 450 LUMEN ROUND SURFACE MOUNT INTERIOR LIGHT



<b>PART NUMBER</b>	<b>M84443</b>	<b>WHITE</b>	
	<b>M50136</b>	<b>OPTIONAL CHROME BEZEL</b>	

<b>LEDs</b>	36	<b>Amp Draw</b>	430ma
<b>Lumens</b>	450	<b>Connector</b>	2 Wire 12"
<b>Dimensions</b>	5.7" Diameter X 0.4" Deep	<b>Mounting</b>	3 Hole Screws Included
<b>Voltage</b>	12.8VDC	<b>Warranty</b>	5 Year • Completely Sealed

## 5.7" LOW PROFILE 320 LUMEN ROUND SURFACE MOUNT INTERIOR LIGHT



<b>PART NUMBER</b>	<b>M84442</b>	<b>WHITE</b>	
	<b>M50136</b>	<b>OPTIONAL CHROME BEZEL</b>	

<b>LEDs</b>	27	<b>Amp Draw</b>	370ma
<b>Lumens</b>	320	<b>Connector</b>	2 Wire 12"
<b>Dimensions</b>	5.7" Diameter X 0.4" Deep	<b>Mounting</b>	3 Hole Screws Included
<b>Voltage</b>	12.8VDC	<b>Warranty</b>	5 Year • Completely Sealed

## 3.0" LOW PROFILE 150 LUMEN ROUND SURFACE MOUNT INTERIOR LIGHT



<b>PART NUMBER</b>	<b>M84441</b>	<b>WHITE</b>	
	<b>M50135</b>	<b>OPTIONAL CHROME BEZEL</b>	

<b>LEDs</b>	15	<b>Amp Draw</b>	250ma
<b>Lumens</b>	150	<b>Connector</b>	2 Wire 12"
<b>Dimensions</b>	3.0" Diameter X 0.3" Deep	<b>Mounting</b>	4 Hole Screws Included
<b>Voltage</b>	12.8VDC	<b>Warranty</b>	5 Year

## 5.50" 325/450 LUMEN ROUND SURFACE MOUNT INTERIOR LIGHTS



SHOWN WITH  
OPTIONAL M50129  
CHROME BEZEL

<b>PART NUMBER</b>	<b>M84405-C</b>	<b>M84406-C</b>	
--------------------	-----------------	-----------------	--

<b>LEDs</b>	18	27	<ul style="list-style-type: none"> <li>• Interior Dome Light</li> <li>• Polycarbonate Lens &amp; Housing</li> <li>• Low Amp Draw</li> <li>• Completely Sealed</li> <li>• 5 Year Warranty</li> </ul>
<b>Lumens</b>	325	450	
<b>Amp Draw</b>	360ma	560ma	
<b>Diameter</b>	5.5"	5.5"	
<b>Depth</b>	0.8"	0.8"	
<b>Voltage</b>	12.8VDC	12.8VDC	
<b>Mounting</b>	Three Hole	Three Hole	
<b>Connector</b>	2 Wire	2 Wire	

## 450 LUMEN THIN PROFILE ROUND GROMMET MOUNT DOME LIGHT



<b>PART NUMBER</b>	<b>M84436</b>	
--------------------	---------------	--

<b>LEDs</b>	24	<ul style="list-style-type: none"> <li>• Thin 0.5" Low Profile Design</li> <li>• Strain Relief Clip</li> <li>• Completely Sealed</li> <li>• Polycarbonate Lens &amp; Housing</li> <li>• 5 Year Warranty</li> </ul>	
<b>Lumens</b>	450		
<b>Diameter</b>	4.3"		
<b>Depth</b>	0.5"		
<b>Voltage</b>	12.8VDC		
<b>Amp Draw</b>	480ma		
<b>Connector</b>	2 Blunt Cut Leads	<b>Mounting</b>	Grommet

## NEW LOWER PROFILE RIGID WHITE INTERIOR STRIP LIGHTS



PART NUMBER	M84423-B	M84424-B	M84425-B	M84429-B	
Length	19.2"	25.1"	36.8"	48.8"	<ul style="list-style-type: none"> <li>• Ultra Bright Interior Light</li> <li>• Even Wide LED Light Dispersion</li> <li>• Frosted Lens Cover</li> <li>• Low Amp Draw</li> <li>• 19.2" , 25.1" , 36.8" and 48.8" Lengths</li> <li>• 5 Year Warranty</li> </ul>
Height	0.6"	0.6"	0.6"	0.6"	
Width	0.9"	0.9"	0.9"	0.9"	
LEDs	53	71	107	143	
Lumens	375	500	750	1,000	
Voltage	12.8VDC	12.8VDC	12.8VDC	12.8VDC	
Amp Draw	0.5A	0.7A	1.0A	1.3A	
Mounting	Surface	Surface	Surface	Surface	
Connector	2 Wire	2 Wire	2 Wire	2 Wire	

## WATERPROOF EXTERIOR UNDER CARRIAGE LIGHTING




PART NUMBER	M84421-C	M84419-C	M84420-C	M84445-C	M84422-C	
Length	23.8"	18.3"	13"	8.6"	4.4"	<ul style="list-style-type: none"> <li>• Wire Mounting Spacer Blocks Included</li> <li>• Waterproof Exterior Undercarriage Lighting</li> <li>• Sealed Moisture Corrosion Proof Electronics</li> <li>• Polycarbonate Lens</li> <li>• Aluminum Housing with Rugged Nylon End Caps</li> <li>• 120 Degree Light Output</li> <li>• Low Amp Draw</li> <li>• Connector 2 Male .180</li> <li>• 1 Year Warranty</li> </ul>
Height	1.4"	1.4"	1.4"	1.4"	1.4"	
Depth	1.4"	1.4"	1.4"	1.4"	1.4"	
LEDs	72	54	36	21	6	
Lumens	1200	975	650	375	75	
Voltage	12.8VDC	12.8VDC	12.8VDC	12.8VDC	12.8VDC	
Amp Draw	1.1A	0.8A	0.6A	0.3A	0.1A	

## NEW TYPE 1 CARGO LIGHT — INTERIOR USE ONLY



PART NUMBER	M844280B-BLK	BLACK HOUSING	M844280B-CH	CHROME HOUSING
LEDs	54	<b>Operating Temperature</b>	-40 C / +50 C	<ul style="list-style-type: none"> <li>• 2 Hole Surface Mount Design</li> <li>• Efficient / Affordable Interior Lighting</li> <li>• Light Refraction Lens Material</li> <li>• Lightweight Base &amp; Lens Design</li> <li>• Refrigeration Safe</li> <li>• 5 Year Warranty</li> </ul>
Lumens	600	<b>AMP Draw</b>	0.8A Black	
Length	18.9"		0.7A Chrome	
Height	1.6"	<b>Mounting</b>	Surface	
Depth	0.9"	<b>Connector</b>	12" Wire	
Voltage	12.8VDC			

## TYPE 1 CARGO LIGHT WITH ADJUSTABLE REFLECTOR HOOD — INTERIOR USE ONLY



PART NUMBER	M844280-A	M84403-A	M84403-A-D	M84404-A	
LEDs	36	24	24	12	<ul style="list-style-type: none"> <li>• 2 Hole Surface Mount Design</li> <li>• Polished Adjustable Aluminum Reflector</li> <li>• Low LED Amp Draw</li> <li>• 5 Year Warranty</li> </ul>
Lumens	700	500	500	300	
Length	19.8"	13.9"	13.9"	8.0"	
Height	1.4"	1.4"	1.4"	1.4"	
Depth	0.9"	0.9"	0.9"	0.9"	
Voltage	12.8VDC	12.8VDC	12.8VDC	12.8VDC	
Amp Draw	1.2A	0.7A	0.7A	0.4A	
Mounting	Surface	Surface	Surface	Surface	
Connector	12" Wire	12" Wire	12" Deutsch	12" Wire	

## NEW SUPER SOFT FLEXIBLE SILICONE STRIP LIGHTING




The New MSLS Series of Silicone LED interior strip lighting offers unparalleled flexibility when applied to tight radiuses. All while providing excellent illumination for cabs, compartment, cargo and work spaces. Comes with easy to install self adhesive backing. Maxxima MSLS Strips can be applied to any clean surface. Cool White color available in five lengths, 18", 24", 36", 45" and 78". The MSLS Series will provide reliable interior/exterior lighting with ultra low amp draw, long LED life & moisture proof construction. OEM Bulk Pack Available.

- Retail Color Display Box—OEM Bulk Pack Available
  - Soft Super Flexible Silicone Jacket
  - Cool White for Best Illumination
  - Available in 18", 24", 36", 45" and 78" Lengths
  - Space Saving Low Profile Design
  - Easy to Install Self Adhesive Backing
  - Completely Sealed Moisture Proof Electronics
  - 12.8 VDC
  - 5 Year Warranty
- 2 Year Warranty if Applied to Exterior Surfaces

### PRODUCT SPECS

PART NUMBER	COLOR	LENGTH	WIDTH	LEDs	LUMENS	AMP
MSLS-1827	COOL WHITE	18"	0.4"	27	410	0.5A
MSLS-2436	COOL WHITE	24"	0.4"	36	550	0.7A
MSLS-3654	COOL WHITE	36"	0.4"	54	825	1.0A
MSLS-4569	COOL WHITE	45"	0.4"	69	1,050	1.3A
MSLS-78120	COOL WHITE	78"	0.4"	120	1,830	2.3A

## MLS SERIES STRIP LIGHTING



M50130 MOUNTING KIT



LED interior lighting offers excellent illumination for cabs, compartment, cargo and work spaces. With easy to install self adhesive backing, Maxxima MLS Strips can be applied to any clean surface. Available in a variety of lengths and five colors. The MLS Series will provide reliable interior lighting with ultra low amp draw, long LED life & moisture proof construction.

- M50130 Mounting Kit Included
  - Cool White/Bright White for Best Illumination
  - Warm White/Softer Warm White for Cabs & Sleepers
  - Red, Blue and Amber
  - Available in 18", 24", 36", 78" and 96" Lengths
  - PVC Outer Jacket
  - Wire Strain Relief
  - Space Saving Low Profile Design
  - Easy to Install 3M Self Adhesive Backing
  - Completely Sealed Moisture Proof Electronics
  - 12.8VDC
  - 5 Year Warranty
- 1 Year Warranty if Applied to Exterior Surfaces

### PRODUCT SPECS


PART NUMBER	COLOR	LENGTH	WIDTH	DEPTH	LEDs	LUMENS	AMP
MLS-1827-A	COOL WHITE	18"	0.5"	0.2"	27	300	0.5A
MLS-2436-A	COOL WHITE	24"	0.5"	0.2"	36	408	0.7A
MLS-2436-AD DEUTSCH CONNECTOR	COOL WHITE	24"	0.5"	0.2"	36	408	0.7A
MLS-3654-A	COOL WHITE	36"	0.5"	0.2"	54	612	1.1A
MLS-3654WYCL	AMBER WHITE	36"	0.5"	0.2"	27	300	0.8A
MLS-4569-A	COOL WHITE	45"	0.5"	0.2"	69	782	1.4A
MLS-4569-AD DEUTSCH CONNECTOR	COOL WHITE	45"	0.5"	0.2"	69	782	1.4A
MLS-78120-AD DEUTSCH CONNECTOR	COOL WHITE	78"	0.5"	0.2"	120	1,360	2.4A
MLS-96147A-MHE	COOL WHITE	96"	0.5"	0.2"	147	1,600	2.4A
MLS-1827WW-A	WARM WHITE	18"	0.5"	0.2"	27	369	0.5A
MLS-2436WW-A	WARM WHITE	24"	0.5"	0.2"	36	492	0.7A
MLS-3654WW-A	WARM WHITE	36"	0.5"	0.2"	54	738	1.1A
MLS-1827BL	BLUE	18"	0.5"	0.2"	27	N/A	0.6A
MLS-2436BL	BLUE	24"	0.5"	0.2"	36	N/A	0.7A
MLS-3654BL	BLUE	36"	0.5"	0.2"	54	N/A	1.1A
MLS-1827R	RED	18"	0.5"	0.2"	27	N/A	0.6A
MLS-2436R	RED	24"	0.5"	0.2"	36	N/A	0.7A
MLS-3654R	RED	36"	0.5"	0.2"	54	N/A	1.1A
MLS-1827Y	AMBER	18"	0.5"	0.2"	27	N/A	0.6A
MLS-2436Y	AMBER	24"	0.5"	0.2"	36	N/A	0.7A
MLS-3654Y	AMBER	36"	0.5"	0.2"	54	N/A	1.1A

## NEW SWITCHED MLS SERIES STRIP LIGHTING

NEW



ILLUMINATED SWITCH  
BLUE IN STANDBY, RED WHEN ON



The New Switched Versions of our MLS Series of LED interior strip lighting offers excellent illumination and feature an Illuminated ON/OFF switch attached right on the light with a third wire for optional door control included. The Cool White Switched Strips are available in four lengths, 18", 24", 36" and 45". With easy to install self adhesive backing. Maxxima Switched MLS Strips can be applied to any clean surface.

- Ultra Low Amp Draw
- Third Wire for Optional Door Control
- Long LED Life & Moisture Proof Construction
- Cool White For Best Illumination
- Interior Use Only
- Available in 18", 24", 36" and 45" Lengths
- Space Saving Low Profile Design
- 12.8VDC
- Easy to Install Self Adhesive Backing
- 5 Year Warranty

### PRODUCT SPECS

PART NUMBER	COLOR	STRIP LENGTH*	WIDTH	LEDs	AMP
<b>MLS-1827-A-SW</b> White LED Adhesive Strip Light 18" - Touch Cap ON/OFF Switch with Remote Wire	COOL WHITE	18"	0.5"	27	0.4A
<b>MLS-2436-A-SW</b> White LED Adhesive Strip Light 24" Touch Cap ON/OFF Switch with Remote Wire	COOL WHITE	24"	0.5"	36	0.6A
<b>MLS-3654-A-SW</b> White LED Adhesive Strip Light 36" Touch Cap ON/OFF Switch with Remote Wire	COOL WHITE	36"	0.5"	54	0.8A
<b>MLS-4569-A-SW</b> White LED Adhesive Strip Light 45" Touch Cap ON/OFF Switch with Remote Wire	COOL WHITE	45"	0.5"	69	1.1A

\*Strip Length Does Not Include Switch

MLS SERIES DOUBLE ROW STRIP LIGHTING



Maxxima introduces 8 Interior Double Row LED Strip Lights to our popular line of single row lights. Now you can have double the LED illumination in two colors, cool & warm white, in 4 lengths for cab, compartment, cargo and work space applications. The Double Row LED Series will provide reliable interior lighting with ultra low amp draw, long LED life and moisture proof construction.

- Cool White/Bright White for Best Illumination
- Warm White/Softer Warm White for Cabs & Sleepers
- Available in 18", 24", 36" and 45" Lengths
- Space Saving Low Profile Design
- Easy to Install Self Adhesive Backing
- Completely Sealed Moisture Proof Electronics
- 12.8VDC
- 5 Year Warranty

— 1 Year Warranty if Applied to Exterior Surfaces



PART NUMBER	DOUBLE ROW LED STRIP LIGHTS	LEDs	WIDTH	DEPTH	AMP
MLS-D18108	White Double Row LED Adhesive Strip Light 18"	108 LEDs	0.6"	0.2"	0.7A
MLS-D24144	White Double Row LED Adhesive Strip Light 24"	144 LEDs	0.6"	0.2"	0.9A
MLS-D36216	White Double Row LED Adhesive Strip Light 36"	216 LEDs	0.6"	0.2"	1.4A
MLS-D45276	White Double Row LED Adhesive Strip Light 45"	276 LEDs	0.6"	0.2"	1.6A

SINGLE & DOUBLE ROW STRIP LIGHTS 16.50' REELS INTERIOR USE ONLY- NON JACKETED DOUBLE SIDED SELF ADHESIVE BACKING AVAILABLE IN COOL WHITE & WARM WHITE COLORS 1 YEAR WARRANTY



PART NUMBER	DESCRIPTION	LEDs	WIDTH	AMP
MLR-D3020CW	16.50' Reel Double Row Cool White	1200 LEDs	0.6"	4.8A
MLR-D3020WW	16.50' Reel Double Row Warm White	1200 LEDs	0.6"	4.8A

## CHROME MICRO INTERIOR COURTESY



PART NUMBER	LCL-3MBR AMBER	LCL-3R RED
	LCL-3BL BLUE	LCL-3CL WHITE

LEDs	3	• Interior Use Only
Lumens	20(LCL-3CL White)	• Chrome Housing
Dimensions	1"W X 0.9"H X 0.4"D	• 1 Year Warranty
Voltage	12.8VDC	
Amp Draw	20ma	
Mounting	2 Hole Surface	
Connector	2 Wire Leads	

## STAINLESS STEEL BEZEL INTERIOR COURTESY



PART NUMBER	LED-300MBR AMBER	LED-300CL WHITE
	LED-300R RED	

LEDs	3	• Interior Use Only
Lumens	15(LED-300CL White)	• Stainless Steel Bezel
Dimensions	2.7"W X 1.3"H X 0.6"D	• Sealed Electronics
Voltage	12.8VDC	• 1 Year Warranty
Amp Draw	30ma	
Connector	2 Wire Leads	

## SWITCHED INTERIOR FLIP LIGHT



PART NUMBER	LED-063CL	WHITE
-------------	-----------	-------

LED	1	• Switch Built into the Lens
Lumens	12	• Sealed Electronics
Dimensions	2.1"H X 1.2"D	• Hole Cut Out 3 3/16" X 1 1/8"
Voltage	12.8VDC	• Remote Switch Capability
Amp Draw	30ma	• 1 Year Warranty
Mounting	2 Screws	
Connector	Plated Terminals	
Accessories	063CH Stainless Bezel	

## STAINLESS STEEL OVAL INTERIOR COURTESY LIGHT



PART NUMBER	M72270WCL	WHITE
-------------	-----------	-------

LEDs	13	• Easy Snap On Stainless Bezel
Lumens	50	• US Patent No. D514008
Dimensions	6.5"W X 2"H X 0.9"D	• 2 Hole Surface Mount
Voltage	12.8VDC	• Solid State Circuit Board
Amp Draw	90ma	• 5 Year Warranty
Mounting	2 Hole Surface	
Connector	PL-2	

## OVAL CHROME INTERIOR COMPARTMENT LIGHT



PART NUMBER	M20344CH-WCL
-------------	--------------

LEDs	9 White	• Patented Lightning Optics
Lumens	80	• US Patent No. 8,009,364
Dimensions	6.4"W X 2.1"H X 0.8"D	• US Patent No. 8,717,679 B2
Amp Draw	130ma	• Sealed Moisture Proof Electronics
Voltage	12.8VDC	• Solid state Circuit Board
Connector	2 Male .180 Bullets	• Polycarbonate Lens & ABS Chrome Plating Housing
Mounting	2 Hole Surface	• 2 Mounting Screws Included
Hole Cut Out	5/32" hole required	• 5 Year Warranty



## SURFACE & TAPE MOUNT RECTANGULAR LOW PROFILE 0.4" ULTRA THIN INTERIOR COURTESY



M42206-ADHESIVE KIT

PART NUMBER	M42206	WHITE
	M42206-ADHESIVE	OPTIONAL MOUNTING TAPE

LEDs	14	• Ultra Thin 0.4" Low Profile Design
Lumens	165	• Polycarbonate Lens & Housing
Dimensions	4.6"W X 2.4"H X 0.4"D	• Completely Sealed Electronics
DOT/SAE	J593c	• 2 Caps to Cover Screws
Voltage	12.8VDC	• 5 Year Warranty
Amp Draw	240ma	
Legal Heading	R	
Mounting	2 Hole or 3M Mounting Tape	
Connector	2 Wire 6" Leads	

## 2 AND 2 1/2" ROUND INTERIOR COURTESY



PART NUMBER	M11300WCL
-------------	-----------

LEDs	13	• Fits Standard Hole & Grommet
Lumens	65	• Polycarbonate Lens & Housing
Diameter	2.5"	• Solid State Circuit Board
Depth	0.7"	
Voltage	12.8VDC	
Amp Draw	90ma	
Mounting	Grommet	
Connector	PL-2	

PART NUMBER	M09100WCL
-------------	-----------

LEDs	9	• Fits Standard Hole & Grommet
Lumens	60	• Polycarbonate Lens & Housing
Diameter	2.0"	• Solid State Circuit Board
Depth	0.7"	
Voltage	12.8VDC	
Amp Draw	60ma	
Mounting	Grommet	
Connector	PL-2	

## STAINLESS STEEL MINI OVAL INTERIOR COURTESY



PART NUMBER	M36180WCL
-------------	-----------

LEDs	7	• US Patent No. D514008
Lumens	35	• Stainless Steel Snap On Bezel
Dimensions	3"W X 2"H	• Polycarbonate Lens & Housing
Voltage	12.8VDC	• Solid State Circuit Board
Amp Draw	40ma	
Mounting	Surface	
Connector	PL-2	

## 4" X 3/4" INTERIOR COURTESY



**Lightning**



PART NUMBER	M20341WCL
-------------	-----------

LEDs	7	• Standard 3" Mounting Holes
Lumens	45	• Polycarbonate Lens & Housing
Dimensions	4.0"W X 0.6"H X 1.1"D	• Sealed Moisture Proof Electronics
Voltage	12.8VDC	• US Patent No. 8,009,364
Amp Draw	100ma	• US Patent No. 8,717,679 B2
Connector	Bullet & Ring	• 5 Year Warranty
Mounting	19/32" Mounting Hole Required	

## 1.80" ROUND 3 LED MICRO CLASS 1 EMERGENCY WARNING LIGHT WITH CONTROL MODULE



PART NUMBER	M20380YCL-SP M20380RCL-SP	AMBER CLEAR LENS RED CLEAR LENS	M20380BCL-SP M20380WCL-SP	BLUE CLEAR LENS WHITE CLEAR LENS
-------------	------------------------------	------------------------------------	------------------------------	-------------------------------------

LEDs	3		• 3 Philips Lumiled Luxeon Z LEDs
Diameter	1.8"		• 17 Selectable Flash Patterns
Depth	0.6"		• Synchronized/Alternating Flash
Amp Draw	0.7A		• Polycarbonate Lens & Housing
DOT/SAE	SAE J595 Class 1, CAL 13		• Control Module Included
Legal Heading	W-1		• Chrome & Black Bezel Included
Connector	4 Wire 12' Cable		• Adhesive Mounting Gasket Included
Mounting	2 Hole Surface		• 0.60" Low Profile Design
			• 5 Year Warranty

## 1.80" ROUND 6 LED AUXILLUARY MICRO EMERGENCY WARNING LIGHT WITH CONTROL MODULE



PART NUMBER	M20379YCL M20379RCL	AMBER CLEAR LENS RED CLEAR LENS	M20379BCL M20379WCL	BLUE CLEAR LENS WHITE CLEAR LENS
-------------	------------------------	------------------------------------	------------------------	-------------------------------------

LEDs	6		• 17 Selectable Flash Patterns
Diameter	1.8"		• Synchronized/Alternating Flash
Depth	0.6"		• Polycarbonate Lens & Housing
Amp Draw	0.6A		• Control Module Included
DOT/SAE	SAE J595 RCL/YCL Class 2 WCL/BCL Class 3		• Chrome & Black Bezel Included
Connector	4 Wire 12' Cable		• Adhesive Mounting Gasket Included
Mounting	2 Hole Surface		• 0.60" Low Profile Design
			• 5 Year Warranty

## 8" ROUND LED WARNING LIGHT WITH CARD TAP TECHNOLOGY



<b>PART NUMBER</b>	M20385YCL M20387YCL M20374PMK	<b>AMBER SURFACE MOUNT AMBER MAGNETIC MOUNT OPTIONAL PIPE MOUNT KIT</b>
--------------------	-------------------------------------	---

<b>LEDs</b>	9	• Card Tap Pattern Change Technology
<b>Diameter</b>	8.0"	• Surface Mount or Magnetic Mount
<b>Height</b>	3.0"	• Optional Pipe Mount Kit
<b>Amp Draw</b>	0.6A	• 17 Selectable Flash Patterns
<b>Voltage</b>	12.8VDC	• Class 1 & Title 13 Included
<b>Connector</b>	Blunt Cut Leads	• Low LED Amp Draw
<b>Mounting</b>	Three Hole Mount (M20385YCL) Magnetic (M20387YCL)	• Slim Profile Design
		• Completely Resin Sealed Electronics
		• 5 Year Warranty

## 6 LED SURFACE MOUNT EMERGENCY WARNING



<b>PART NUMBER</b>	M20386BCL M20386BRCL M20386RCL M20386WYCL M20386YCL	<b>BLUE CLEAR LENS BLUE/RED CLEAR LENS RED CLEAR LENS WHITE/AMBER CLEAR LENS AMBER CLEAR LENS</b>	M20386WCL M20386RWCL M50145 M50139 M50121	<b>WHITE CLEAR LENS RED/WHITE CLEAR LENS BLACK VINYL GROMMET CHROME BEZEL STAINLESS STEEL BRACKET</b>
--------------------	---	---	---	---

<b>LEDs</b>	6	<b>Amp Draw</b>	12V 500ma 24V 300ma
<b>Legal Heading</b>	W-1 BCL, RCL, WCL, YCL	<b>Voltage</b>	Auto Select 12/24VDC
<b>W x H x D (w/Bezel)</b>	5.9" X 1.7" X 1.0"	<b>Connector</b>	Blunt Cut Leads
<b>W x H x D (Lamp Only)</b>	5.1" X 1.5" X 0.9"		

- Dual 12/24VDC Auto Select
- 24 Selectable Flash Patterns
- Synchronized/Alternating Flash
- Class 1 & Title 13 Included
- Polycarbonate Lens & Aluminum Housing
- Snap-On Black Bezel Included
- Low Profile Design
- Completely Resin Sealed Electronics
- Optional Chrome Bezel
- Optional Stainless Steel Bracket
- Optional Black Vinyl Grommet
- 5 Year Warranty



**M50139  
CHROME BEZEL**



**M50145  
BLACK VINYL GROMMET**



**M50121  
STAINLESS BRACKET**

## 6 LED ULTRA THIN CLASS 2 EMERGENCY WARNING LIGHTS SURFACE / TAPE MOUNT

NEW



M20388YCL AMBER CLEAR LENS



M20388RCL RED CLEAR LENS



M20388BCL BLUE CLEAR LENS



M20388WCL WHITE CLEAR LENS

PART NUMBER	M20388BCL	BLUE CLEAR LENS	M20388YCL	AMBER CLEAR LENS
	M20388RCL	RED CLEAR LENS	M20388WCL	WHITE CLEAR LENS

LEDs	6			<ul style="list-style-type: none"> <li>• Quad/Steady On Only</li> <li>• Steady On Mode Allows Flasher Module Control (M50910)</li> </ul>
Dimensions	3.3" L X 1.2" H X 0.5" D			
DOT/SAE	J595 Class 2			<ul style="list-style-type: none"> <li>• 12/24VDC Dual Voltage</li> </ul>
Legal Heading	W-2			<ul style="list-style-type: none"> <li>• Polycarbonate Lens &amp; Housing</li> </ul>
Voltage	12/24VDC			<ul style="list-style-type: none"> <li>• Sync / Pattern Change Integrated Wire Lead</li> </ul>
Amp Draw	400ma 12V 240ma 24V			<ul style="list-style-type: none"> <li>• 5 Year Warranty</li> </ul>
Connector	3 Blunt Cut 7" Leads			
Mounting	Surface or Tape. Tape and Security Screw Caps Included			

## 4 LED SURFACE MOUNT EMERGENCY WARNING

5



PART NUMBER	
M20384BCL	BLUE CLEAR LENS
M20384BRCL	BLUE/RED CLEAR LENS
M20384BWCL	BLUE/WHITE CLEAR LENS
M20384GYCL	GREEN/AMBER CLEAR LENS
M20384RCL	RED CLEAR LENS
M20384RWCL	RED/WHITE CLEAR LENS
M20384YCL	AMBER CLEAR LENS
M20384WYCL	WHITE/AMBER CLEAR LENS
M20384WCL	WHITE CLEAR LENS
M50143	BLACK VINYL GROMMET
M50144	BLACK WIDE CHANNEL GROMMET
M50138	CHROME BEZEL
M50116	STAINLESS MOUNTING BRACKET

LEDs	4
W x H x D (w/Bezel)	4.6" X 1.7" X 1.0"
W x H x D (Lamp Only)	4.4" X 1.5" X 0.9"
Legal Heading	W-1 BCL, RCL, WCL, YCL
Height	1.5"
Amp Draw	0.7A
Voltage	12.8VDC
Connector	Blunt Cut Leads
Mounting	Surface

- 22 Selectable Flash Patterns
- Class 1 & Title 13 Included
- Synchronized/Alternating Flash
- Polycarbonate Lens & Aluminum Housing
- Snap-On Black Bezel Included
- Low Profile Design
- Completely Resin Sealed Electronics
- Optional Chrome Bezel
- Optional Stainless Steel Bracket
- Optional Black Vinyl Grommet
- 5 Year Warranty

## 3 LED SURFACE MOUNT EMERGENCY WARNING

5



M50141/M50142  
BLACK VINYL GROMMETS

M50137  
CHROME BEZEL

M50115  
STAINLESS STEEL BRACKET

PART NUMBER	
M20383BCL	BLUE CLEAR LENS
M20383RCL	RED CLEAR LENS
M20383WCL	WHITE CLEAR LENS
M20383YCL	AMBER CLEAR LENS
M50141	BLACK GROMMET
M50142	WIDE CHANNEL BLACK GROMMET
M50137	CHROME BEZEL
M50115	STAINLESS STEEL BRACKET

LEDs	3
W x H x D (w/Bezel)	3.8" X 1.7" X 1.0"
W x H x D (Lamp Only)	3.5" X 1.5" X 0.9"
Height	1.3"
Amp Draw	200ma
Voltage	12.8VDC
Connector	Blunt Cut Leads
Mounting	Surface or Grommet
Legal Heading	W-1 BCL, RCL, WCL, YCL

- 17 Selectable Flash Patterns
- Class 1 & Title 13 Included
- Synchronized/Alternating Flash
- Polycarbonate Lens & Aluminum Housing
- Snap-On Black Bezel Included
- Low Profile Design
- Completely Resin Sealed Electronics
- Optional Chrome Bezel
- Optional Stainless Steel Bracket
- Optional Grommet
- 5 Year Warranty

## 36" 8 HEAD AMBER TRAFFIC DIRECTOR WITH FULL FEATURE CONTROLLER



PART NUMBER	M20378Y	AMBER
	M20378Y-15EXT	15 FOOT EXTENSION CABLE
	M20378Y-30	AMBER 30FT CABLE

<b>LEDs</b>	24 Amber	• High Intensity LED's for Exceptional Visibility
<b>Rating</b>	IP-68	• Full Feature Controller with 15' Cable Included
<b>Legal Heading</b>	J595 Class 1, Title 13	• Left, Right & Center Out Traffic Direction with 10 user Selectable Flash Patterns
<b>Width</b>	36.0"	• Controller Includes Dim Feature for Lower Intensity and Fast Mode for More Urgent Signal
<b>Height</b>	1.3"	• Smooth Exterior Lens for Easy Cleaning
<b>Depth</b>	1.2"	• Interior/Exterior Use
<b>Amp Draw</b>	4.0A	• 5 Year Warranty
<b>Voltage</b>	12.8VDC	
<b>Connector</b>	15' Control Cable	
<b>Mounting</b>	Four Bolts in Slide Brackets Included	

## 24 LED EMERGENCY WARNING LIGHT BAR 4 RED / 4 BLUE



PART NUMBER	M20372BRCL-8 RED/BLUE
-------------	-----------------------

<b>LEDs</b>	12 Red / 12 Blue	• 3 Selectable Flash Patterns
<b>Width</b>	30.0"	• Powder Coated Black Aluminum Housing
<b>Height</b>	1.8"	• Polycarbonate Lens
<b>Depth</b>	2.6"	• Alternating Flash
<b>Voltage</b>	12.8VDC	• Mounting Bracket Included
<b>Amp Draw</b>	1.6A	• Low Profile Design
<b>Connector</b>	Blunt Cut Leads	• Interior Use Only
		• 5 Year Warranty

## 12 LED EMERGENCY WARNING LIGHT BAR 2 RED / 2 BLUE



PART NUMBER	M20372BRCL-4 RED/BLUE
-------------	-----------------------

<b>LEDs</b>	6 Red / 6 Blue	• 3 Selectable Flash Patterns
<b>Width</b>	15.0"	• Powder Coated Black Aluminum Housing
<b>Height</b>	1.8"	• Polycarbonate Lens
<b>Depth</b>	2.6"	• Alternating Flash
<b>Voltage</b>	12.8VDC	• Mounting Bracket Included
<b>Amp Draw</b>	0.8A	• Low Profile Design
<b>Connector</b>	Blunt Cut Leads	• Interior Use Only
		• 5 Year Warranty

## 1" ROUND MICRO EMERGENCY WARNING



PART NUMBER	
M09370Y	AMBER
M09370YCL	AMBER CLEAR LENS
M09370R	RED
M09370RCL	RED CLEAR LENS
M09370WCL	WHITE CLEAR LENS
M09370BCL	BLUE CLEAR LENS

LED	1
Diameter	1.0"
Amp Draw	210ma
Voltage	12.8VDC
Connector	Blunt Cut Leads
Mounting	Grommet

- 11 Selectable Flash Patterns
- Polycarbonate Lens & Housing
- Synchronized/Alternating Flash
- Stainless Steel Bezel Included
- Black Vinyl Grommet Included
- Low Profile Design
- Completely Resin Sealed Electronics
- Control Module Included
- 5 Year Warranty

## ULTRA THIN 4" ROUND EMERGENCY WARNING



PART NUMBER	
M42701BCL	BLUE CLEAR LENS
M42701R	RED
M42701Y	AMBER
M42701WCL	WHITE

LEDs	24
Diameter	4.2"
Depth	1.2"
Legal Heading	J595 SAE W-2
Amp Draw	0.8A 12/24VDC
Voltage	Auto Select 12/24VDC
Connector	PL-3 + Sync Lead
Mounting	Grommet

- Auto Select 12/24VDC
- 7 Selectable Flash Patterns/1 Steady
- Alternate/Sync Provisions
- Class 1 Patterns Red/Amber
- Class 2 Patterns White/Blue
- Completely Resin Sealed Electronics
- Moisture & Vibration Proof
- 5 Year Warranty

## 6" OVAL THIN PROFILE SURFACE MOUNT 14 LED WARNING - 8 FLASH PATTERNS

NEW



PART NUMBER	
M63353R	RED
M63353Y	AMBER
M63353YCL	AMBER CLEAR <b>NEW!</b>
M63353YGCL-A	AMBER GREEN CLEAR <b>NEW!</b>
M63353WCL	WHITE CLEAR
M63353WYCL	WHITE AMBER CLEAR <b>NEW!</b>

LEDs	14 (8 Amber/6 Green or White for YGCL-A, WYCL)
DOT/SAE	J595
Dimensions	6.5"W X 2.3"H X 0.6"D
Voltage	Auto Select 12/24VDC
Amp Draw	220ma Amber/White 180ma Red 500ma Amber-Green/White-Amber
Legal Heading	SAE W-1
Connector	Four Wire 7" Leads Requires 5/8" Hole
Mounting	Two Hole Surface Mount Screws & Caps Included

- R, Y, YCL, WCL-8 Selectable Flash Patterns (1 Steady On)
- YGCL-A, WYCL have 11 Selectable Flash Patterns (1 Steady On, 2 All, 4 Split, 4 Amber Only)
- 12/24VDC Dual Voltage
- Polycarbonate Lens & Housing
- Mounting Hole Brass Collars for Riveted Installations
- Class 1 Patterns
- Multi-Lamp Sync & Alternate Function
- 5 Year Warranty

M50146 Stainless Steel Bezel (Optional)

## ULTRA THIN OVAL EMERGENCY WARNING



PART NUMBER	
M63201BCL	BLUE CLEAR LENS
M63201R	RED
M63201Y	AMBER
M63201YCL	AMBER CLEAR LENS
M63201WCL	WHITE

<b>LEDs</b>	24	• Auto Select 12/24VDC
<b>Dimensions</b>	6.3"W X 2.2"H X 1.2"D	• 7 Selectable Flash Patterns/1 Steady
<b>Amp Draw</b>	0.9A Red/Amber 0.7A White/Blue	• Alternate/Sync Provisions
<b>Legal Heading</b>	J595 SAE W-1 Red/Amber SAE W-2(40) White, Blue, Amber Clear	• Class 1 Patterns Red/Amber • Class 2 White / Blue/ Amber Clear Lens
<b>Voltage</b>	Auto Select 12/24VDC	• 5 Year Warranty
<b>Mounting</b>	Grommet	
<b>Connector</b>	PL-3 + Alt Lead	

## 5" WARNING BEACON



PART NUMBER	M42705Y AMBER	M42705W WHITE
<b>LEDs</b>	3	• Surface Mount
<b>Height</b>	4.8"	• Polycarbonate Lens & Housing
<b>Diameter</b>	2.9"	• 5 Year Warranty
<b>Amp Draw</b>	200ma Amber / 230ma White	
<b>Legal Heading</b>	SAE J845 W3	
<b>Voltage</b>	12-80VDC	
<b>Mounting</b>	2 Hole	
<b>Connector</b>	2 Leads	

## 3.50" ROUND BATTERY OPERATED EMERGENCY FLASHERS




PART NUMBER	SDL-35R RED	SDL-35Y AMBER
<b>LED</b>	1	• Measures 3.50" X 1.50"
<b>Diameter</b>	3.5"	• Waterproof
<b>Height</b>	1.5"	• Magnet Mount
	• Visible 1/2 Mile	• Operates 75 Hours on 3 AAA
	• Dual Function Steady & Flash	• Batteries Not Included
	• Stationary Vehicle Magnet Mount	• 1 Year Warranty

## BATTERY OPERATED EMERGENCY FLASHERS



PART NUMBER	SDL-50-A AMBER	SDL-52-A RED
<b>LEDs</b>	18	• Built In Vertical & Horizontal Stand
<b>Dimensions</b>	6.3"W X 4.0"H X 1.4"D	• Operates 140 Hours on 4 AA
	• Visible 1-1/4 Miles	• Batteries Not Included
	• 3 Functions Steady, Flash, Split Flash	• 1 Year Warranty
	• Stationary Vehicle Magnet Mount	





**Stop and Back-Up Illuminated**

*Note: Signaling turns causes flashing Stop level of brightness by vehicle control of Left/Right Red LEDs*



**Tail Only Illuminated**



**Stop Only Illuminated (Tail Off)**

Maxxima introduces two new Hybrid Auxiliary Combination Dual Color STT / BU Flexible Strip lighting available in 48" and 60" lengths. The Self Adhesive Hybrid Strips can be applied to the rear of any vehicle to increase visibility and safety. Lights come with a standard 4-Pin Flat Trailer connector with an extra lead for the Back-Up Light Circuit.

PART NUMBER	MLS-STTBU48 48" STRIP	PART NUMBER	MLS-STTBU60 60" STRIP
LEDs	72	LEDs	75
Material	PVC Outer Jacket	Material	PVC Outer Jacket
Dimensions	48" X 0.5" WX 0.2" D	Dimensions	60" X 0.5" WX 0.2" D
Voltage	12.8VDC	Voltage	12.8VDC
Amp Draw	BU 140ma Stop 730ma Tail 160ma	Amp Draw	BU 170ma Stop 730ma Tail 170ma
Connector	Flat 4-Pin Trailer Connector + 1 BU Wire 60" STT Harness 92" BU Wire	Connector	Flat 4-Pin Trailer Connector + 1 BU Wire 60" STT Harness 92" BU Wire
Mounting	Easy to Install Self Adhesive Backing	Mounting	Easy to Install Self Adhesive Backing
Warranty	2 Year	Warranty	2 Year

## GENERATION II ULTRA THIN HYBRID ROUND STT/BACK-UP

NEW



Lightnings

HYBRID SERIES



### PART NUMBER M85417R

LEDs	21 12 Red/9 White	• HYBRID SERIES ROUND STT/Back Up
Diameter	5.5"	• Patented Lightning Optics
Depth	0.5"	• Hybrid Patent No. 8,052,313
DOT/SAE	J1398, J585e, J1395, J593c	• US Patent No. 8,009,364
Voltage	12.8VDC	• US Patent No. 8,717,679 B2
Amp Draw	180ma STT/140ma Back Up	• Sealed Moisture Proof Electronics
Legal Heading	R, I6S2T2	• Solid State Circuit Board
Mounting	Three Hole Flange	• Neoprene Gasket Included
Connector	(2) Female PL-3 Pigtail	• Polycarbonate Lens & Housing
		• 5 Year Warranty

## GENERATION II HYBRID SERIES ROUND STT/BACK-UP



Lightnings

HYBRID SERIES



### PART NUMBER M85416R

LEDs	24 12 Red/12 White	• HYBRID SERIES ROUND STT/Back Up
Diameter	5.5"	• Patented Lightning Optics
Depth	0.7"	• Hybrid Patent No. 8,052,313
DOT/SAE	J1398, J585e, J1395, J593c	• US Patent No. 8,009,364
Voltage	12.8VDC	• US Patent No. 8,717,679 B2
Amp Draw	250ma STT/260ma Back Up	• Sealed Moisture Proof Electronics
Legal Heading	R, I6S2T2	• Solid State Circuit Board
Mounting	Three Hole Flange	• Neoprene Gasket Included
Connector	(2) Female PL-3 Pigtail	• Strain Relief Clip
		• Polycarbonate Lens & Housing
		• 5 Year Warranty

## HYBRID LIGHTNINGS OVAL 13 LED STT/BACK UP

NEW



Lightnings

HYBRID SERIES



### PART NUMBER M85616R STT/BACK UP

LEDs	9 Red 4 White	• HYBRID SERIES OVAL STT/BACK UP
Dimensions	8.1" W X 2.1" H X 0.8 D	• Patented Lightning Optics
DOT/SAE	J1398, J585e, J1395, J593c	• Hybrid Patent No. 8,052,313
Voltage	12.8VDC	• US Patent No. 8,009,364
Amp Draw	200ma	• US Patent No. 8,717,679 B2
Legal Heading	R, I6S2T2	• Sealed Moisture Proof Electronics
Connector	(2) Female PL-3 Pigtail	• Solid state Circuit Board
Mounting	2 Hole Screws & Caps Included	• Polycarbonate Lens & Housing
Hole Cut Out	1-3/16" required for connector passage	• 5 Year Warranty

## THIN LOW PROFILE RECTANGULAR THREE STUD STT/BU BOX LIGHT

NEW



### PART NUMBER M42221 STT/BACK-UP

<b>LEDs</b>	9Red 10 White
<b>Dimensions</b>	6.5" H X 5.3" W X 1.4" D
<b>Voltage</b>	12.8VDC
<b>Amp Draw</b>	Back-Up 200ma STT 140ma
<b>DOT/SAE</b>	J594, J1395, J1398, J593, J585e
<b>Legal Heading</b>	AIRST
<b>Connector</b>	3 Wire Leads
<b>Mounting</b>	3 Stud

- Three Stud Box Light
- STT/Back-Up Function
- Built In Reflector
- Sealed Corrosion Proof Electronics
- 5 Year Warranty

## RECTANGULAR THREE STUD STT/BU BOX LIGHT



### PART NUMBER M42220 STT/BACK-UP

<b>LEDs</b>	16 Red, 22 white
<b>Dimensions</b>	5.8" W X 6.8" H X 3.3" D
<b>DOT/SAE</b>	J594f, J1395, J1398, J593c, J585e
<b>Voltage</b>	12.8VDC
<b>Amp Draw</b>	Back Up 260ma, Stop 150ma
<b>Legal Heading</b>	AIRST
<b>Connector</b>	3 Wire Leads
<b>Mounting</b>	3 Stud

- Three Stud Box Light
- STT/BU Functions
- Universal Design
- Built In Reflector
- High Impact Acrylic Lens
- Sealed Moisture Corrosion Proof Electronics
- Plated Brass Connector

## 4.0" ROUND FLANGE MOUNT STT WITH OUTER REFLECTOR



Lightnings



PART NUMBER	M42354R M42355R	RED PL-3 RED DRY FIT
-------------	--------------------	-------------------------

LEDs	7	• Outer Red Reflector
Diameter	5.6"	• 7 Superflux LEDs
Depth	0.7"	• Thin Low Profile Design
DOT/SAE	J1395, J1398, J585e, J594	• <b>Lightning Patented Lens</b>
Voltage	12.8VDC	• <b>US Patent No. 8,009,364</b>
Amp Draw	160ma	• <b>US Patent No. 8,717,679 B2</b>
Legal Heading	AIST	• Acrylic Lens/Polycarbonate Housing
Mounting	3 Hole Flange	• Neoprene Gasket Included
Connector	PL-3 or Dry-Fit	• 5 Year Warranty

## 4" ROUND STT



PART NUMBER	M42100R M42120R	RED RED FLANGE
-------------	--------------------	-------------------

LEDs	44	• 4" Round STT
Diameter	4.3"	• WSI-Wide Spectrum Illumination
Depth	2.0"	• Sealed Moisture Proof Electronics
DOT/SAE	J1395, J1398, J585e	• Polycarbonate Lens & Housing
Voltage	12.8VDC	• Plated Brass Connector
Amp Draw	170ma	
Legal Heading	I6S2T2	
Mounting	Grommet or Flange	
Connector	PL-3	

## 4" ROUND STT



Vantage



PART NUMBER	M42320R	RED
-------------	---------	-----

LEDs	32	• 4" Round STT
Diameter	4.3"	• Superior Lens Optics
Depth	2.0"	• Spin Welded Lens and Housing
DOT/SAE	J1395, J1398, J585e	• Sealed Moisture Proof Electronics
Voltage	12.8VDC	• Polycarbonate Lens & Housing
Amp Draw	250ma	• Plated Brass Connector
Legal Heading	I6S2T2	• 5 Year Warranty
Mounting	Grommet	
Connector	PL-3	

## 4" ROUND STT



PART NUMBER	M56100R	RED
-------------	---------	-----

LEDs	56	• 4" Round STT
Diameter	4.3"	• WSI - Wide Spectrum Illumination
Depth	2.0"	• Sealed Moisture Proof Electronics
DOT/SAE	J1395, J1398, J585e	• Maxx-Shield Polymer Coating
Voltage	12.8VDC	• Polycarbonate Lens & Housing
Amp Draw	230ma	• Plated Brass Connector
Legal Heading	I6S2T2	
Mounting	Grommet	
Connector	PL-3	

4" ROUND STT



PART NUMBER	M42365R	STT
-------------	---------	-----

LEDs	9 Red	• 4" Round STT
Dimensions	4.3" Diameter X 0.5" Deep	• Patented Lightning Optics
DOT/SAE	J1395, J1398, J585e	• US Patent No. 8,009,364
Voltage	12.8VDC	• US Patent No. 8,717,679 B2
Amp Draw	140ma	• Polycarbonate Lens & Housing
Legal Heading	I6S2T2	• Plated Brass Connector
Connector	11" Hard Wired Female PL-3 Connector	• 5 Year Warranty
Mounting	3 Hole Screws and Caps Included	

4" ROUND STT



PART NUMBER	M42322R RED	M42321R RED SURFACE MOUNT HARD WIRE
	M42322RCL RED CLEAR	M42323R RED FLANGE

LEDs	9	• 4" Round STT
Dimensions	4.3" Diameter X 1.8" Deep	• Patented Lightning Optics
DOT/SAE	J1395, J1398, J585e	• US Patent No. 8,009,364
Voltage	12.8VDC	• US Patent No. 8,717,679 B2
Amp Draw	240ma	• Sealed Moisture Proof Electronics
Legal Heading	I6S2T2	• Polycarbonate Lens & Housing
Mounting	Grommet/Surface/Flange	• Plated Brass Connector
Connector	PL-3	• 5 Year Warranty

4" ROUND STT



PART NUMBER	M42346R PL-3
	M42344R DRY-FIT

LEDs	6	• 4" Round STT
Diameter	4.3" Diameter X 1.8" Deep	• Patented Lightning Optics
DOT/SAE	J1395, J1398, J585e	• US Patent No. 8,009,365
Voltage	12.8VDC	• US Patent No. 8,717,679 B2
Amp Draw	130ma	• Superior Lens Optics
Legal Heading	I6S2T2	• Spin Welded Lens and Housing
Mounting	Grommet	• Sealed Moisture Proof Electronics
Connector	PL-3 or Dry-Fit	• Polycarbonate Lens & Housing
		• Plated Brass Connector
		• 5 Year Warranty

LOW PROFILE THIN OVAL RED SURFACE MOUNT



M63350-TAPE

PART NUMBER	M63350R	RED
	M63352R-X	RED PL-3 FEMALE CONNECTOR
	M63352R-36X	RED PL-3 FEMALE CONNECTOR 36"
	M63350-TAPE	OPTIONAL MOUNTING TAPE
	M50607	THIN OVAL MOUNTING GROMMET
	M50146	STAINLESS STEEL BEZEL

LEDs	14	• Ultra Thin 0.4" Low Profile Design
Dimensions	6.5" X 2.3" X 0.5"	• Polycarbonate Lens & Housing
DOT/SAE	J1395, J1398, J585e	• Completely Sealed Electronics
Voltage	12.8VDC	• Reinforced Riveted Mounting Hole
Amp Draw	230ma	• 5 Year Warranty
Legal Heading	I6S2T2	
Mounting	Grommet or Tape	
Connector	3 Wire 6" Leads	

## OVAL STT



### PART NUMBER M63100R RED

LEDs	60	• 6" Oval STT
Dimensions	6.4" W X 2.2" H X 1.7" D	• Maxx-Shield Protective Coating
DOT/SAE	J1395, J1398, J585e	• Sealed Moisture Corrosion Proof Electronics
Voltage	12.8VDC	• Polycarbonate Lens & Housing
Amp Draw	170ma	• Plated Brass Connector
Legal Heading	I6S2T2	
Mounting	Grommet	
Connector	PL-3	

## OVAL STT



Vantage



### PART NUMBER M63420R RED

LEDs	42	• 6" Oval STT
Dimensions	6.4" W X 2.2" H X 1.7" D	• Sealed Moisture Corrosion Proof Electronics
Amp Draw	180ma	• Maxx-Shield Polymer Coating
DOT/SAE	J1395, J1398, J585e	• Polycarbonate Lens & Housing
Voltage	12.8VDC	• 5 Year Warranty
Legal Heading	I6S2T2	
Mounting	Grommet	
Connector	PL-3	

## OVAL STT



Lightning



### PART NUMBER M63322R RED M63323R RED FLANGE M63322RCL RED CLEAR LENS

LEDs	9	• 6" Oval STT
Dimensions	6.4" W X 2.2" H X 1.7" D	• Patented Lightning Optics
DOT/SAE	J1395, J1398, J585e	• US Patent No. 8,009,364
Voltage	12.8VDC	• US Patent No. 8,717,679 B2
Amp Draw	190ma	• Sealed Moisture Corrosion Proof Electronics
Legal Heading	I6S2T2	• Plated Brass Connector
Mounting	Grommet/Flange	• Polycarbonate Lens & Housing
Connector	PL-3	• 5 Year Warranty

## OVAL STT



Lightning



### PART NUMBER M63320R RED M63321R-X RED PL-3 PIGTAIL M63320RCL RED CLEAR LENS M63326RDF-X RED DRY-FIT BULK PACK

LEDs	9	• 6" Oval Surface Mount STT
Dimensions	7.8" W X 3.3" H X 0.8" D	• Patented Lightning Optics
Depth	2.00"	• US Patent No. 8,009,364
DOT/SAE	J1395, J1398, J585e	• US Patent No. 8,717,679 B2
Voltage	12.8VDC	• Sealed Moisture Corrosion Proof Electronics
Amp Draw	190ma	• Polycarbonate Lens & Housing
Legal Heading	I6S2T2	• 5 Year Warranty
Mounting	Surface 2 Hole	
Connector	3 Wire Leads	

## OVAL STT



LightningS



### PART NUMBER M63346R RED

LEDs	6	• 6" Oval STT
Dimensions	6.4" W X 2.2" H X 1.7" D	• Patented Lightning Optics
DOT/SAE	J1395, J1398, J585e	• US Patent No. 8,009,364
Voltage	12.8VDC	• US Patent No. 8,717,679 B2
Amp Draw	130ma	• Sealed Moisture Corrosion Proof Electronics
Legal Heading	I6S2T2	• Polycarbonate Lens & Housing
Mounting	Grommet	• Plated Brass Connector
Connector	PL-3	• 5 Year Warranty

## RECTANGULAR STT



**PART NUMBER** M42201R RED

**LEDs** 44  
**Dimensions** 5.3" W X 3.4" H X 1.8" D  
**DOT/SAE** J1395, J1398, J585e  
**Voltage** 12.8VDC  
**Legal Heading** I6S2T2  
**Amp Draw** 310ma  
**Mounting** Grommet  
**Connector** PL-3

- 5" Rectangular STT
- Sealed Moisture Corrosion Proof Electronics
- Polycarbonate Lens & Housing
- Plated Brass Connector

## RECTANGULAR STT



Lightning



**PART NUMBER** M42213R RED

**LEDs** 9  
**Dimensions** 5.3" W X 3.4" H X 1.8" D  
**DOT/SAE** J1395, J1398, J585e  
**Voltage** 12.8VDC  
**Amp Draw** 190ma  
**Legal Heading** I6S2T2  
**Mounting** Grommet  
**Connector** PL-3

**M42213RCL RED CLEAR LENS**

- 5" Rectangular STT
- Patented Lightning Optics
- US Patent No. 8,009,364
- US Patent No. 8,717,679 B2
- Sealed Moisture Proof Electronics
- Polycarbonate Lens & Housing
- Plated Brass Connector
- 5 Year Warranty

## SURFACE MOUNT LOW PROFILE 0.4" THIN STT



**PART NUMBER** M42206R RED

**M42206-ADHESIVE OPTIONAL MOUNTING TAPE**  
**LEDs** 14 Red  
**Dimensions** 4.6" W X 2.5" H X 0.4" D  
**DOT/SAE** J1395, J1398, J585e  
**Legal Heading** IST  
**Amp Draw** Red 230ma  
**Voltage** 12.8VDC  
**Connector** Three 7" Leads  
**Mounting** Two Hole Surface or Optional Adhesive Tape Kit

- Ultra Thin 0.4" Design
- Polycarbonate Lens & Housing
- Completely Sealed
- Two Hole or Tape Mount
- 2 Caps to Cover Screws
- 5 Year Warranty

## RECTANGULAR STT



**PART NUMBER**  
**M63318R-A** RED  
**M63318RCL-A** RED CLEAR LENS  
**M63318R-A-GSKT** RED WITH GASKET

**LEDs** 10  
**Dimensions** 15.4 L X 1.2" W X 0.7" D  
**DOT/SAE** J1395, J1398, J585e  
**Voltage** 12.8VDC  
**Amp Draw** 250ma  
**Legal Heading** IST  
**Mounting** Surface  
**Connector** 3 Wire 14" Leads

- 15" Surface Mount STT
- Horizontal & Vertical 2 Hole Surface Mount
- Compact Thin Low Profile Design
- 3 Blunt Cut 14" Leads
- Sealed Moisture Corrosion Proof Electronics
- Polycarbonate Lens & Housing
- 10 Year Warranty

## SURFACE MOUNT ID BAR/CENTER HIGH MOUNT STOP LIGHT

NEW



**PART NUMBER** M63319R RED

**LEDs** 9  
**Dimensions** 15.4 L X 1.2" W X 0.7" H  
**Voltage** 12.8VDC  
**Amp Draw** 150ma CHMSL  
 20ma ID Bar

**DOT/SAE** J592 J2042 J1957  
**Legal Heading** P2 P3 U3  
**Connector** 14.5" Blunt Cut Leads 18AWG  
**Mounting** Two Hole Surface Mount  
 Horizontal Only

- Dual Function Operation
- Polycarbonate Lens & Housing
- Sleek Low Profile Design
- Two Hole Surface Mount-Horizontal Only
- 5 Year Warranty

## 4.0" ROUND FLANGE MOUNT PARK REAR TURN



**Lightnings**



PART NUMBER	M42354Y-X	AMBER BULK PACK
LEDs	7	• 7 Superflux LEDs
Dimensions	5.6" Diameter X 0.7" Depth	• Thin Low Profile Design
DOT/SAE	J1395, J222	• Outer Amber Reflector
Voltage	12.8VDC	• <b>Lightning Patented Lens</b>
Amp Draw	160ma	• <b>US Patent No. 8,009,364</b>
Legal Heading	I6P	• <b>US Patent No. 8,717,679 B2</b>
Mounting	3 Hole Flange	• Acrylic Lens/Polycarbonate Housing
Connector	PL-3	• Neoprene Gasket Included
		• 5 Year Warranty

## 4" ROUND AMBER PARK/REAR TURN



PART NUMBER	M42100Y	AMBER
LEDs	48	• 4" Round Amber Park/Rear Turn
Dimensions	4.3" Diameter X 1.8" Depth	• For Park/Rear Turn Applications Only
DOT/SAE	J1395, J222	• Sealed Moisture Corrosion Proof Electronics
Voltage	12.8VDC	• Polycarbonate Lens & Housing
Amp Draw	200ma	• Plated Brass Connector
Legal Heading	I6P	
Mounting	Grommet	
Connector	PL-3	

## 4" ROUND AMBER PARK/FRONT/REAR TURN



**Lightning**



PART NUMBER	M42322Y M42322YCL	AMBER AMBER CLEAR LENS
LEDs	15	• 4" Round Amber
Dimensions	4.3" Diameter X 1.8" Depth	• Park/Front/Rear Turn
DOT/SAE	J1395, J222	• <b>Patented Lightning Optics</b>
Voltage	12.8VDC	• <b>US Patent No. 8,009,364</b>
Amp Draw	320ma	• <b>US Patent No. 8,717,679 B2</b>
Legal Heading	I6P	• Polycarbonate Lens & Housing
Mounting	Grommet	• Plated Brass Connector
Connector	PL-3	• 5 Year Warranty

## 4" ROUND SURFACE MOUNT PARK REAR TURN



**Lightnings**



PART NUMBER	M42365Y	PARK / REAR TURN
LEDs	9	• 4" Round Amber
Dimensions	4.3" Diameter X 0.5" Depth	• Park/Rear Turn
DOT/SAE	J1395, J222	• <b>Patented Lightning Optics</b>
Voltage	12.8VDC	• <b>US Patent No. 8,009,364</b>
Amp Draw	130ma	• <b>US Patent No. 8,717,679 B2</b>
Legal Heading	I6P	• Polycarbonate Lens & Housing
Connector	11" Hard Wired Female PL-3 Connector	• Plated Brass Connector
Mounting	3 Hole Screws & Caps Included	• 5 Year Warranty

## 4" ROUND AMBER PARK/REAR TURN



**Lightnings**



PART NUMBER	M42339Y	AMBER
LEDs	9	• 4" Round Amber
Dimensions	4.3" Diameter X 1.8" Depth	• Park/Rear Turn
DOT/SAE	J1395, J222	• <b>Patented Lightning Optics</b>
Voltage	12.8VDC	• <b>US Patent NO. 8,009,364</b>
Amp Draw	180ma	• <b>US Patent NO. 8,717,679 B2</b>
Legal Heading	I6P	• For Rear Turn Applications Only
Mounting	Grommet	• Polycarbonate Lens & Housing
Connector	PL-3	• Plated Brass Connector
		• 5 Year Warranty



## ULTRA THIN 0.4" LOW PROFILE OVAL AMBER PARK REAR TURN



M63350-TAPE

PART NUMBER	M63350Y M63350-TAPE M50607 M50146	AMBER OPTIONAL 3M MOUNTING TAPE THIN OVAL MOUNTING GROMMET STAINLESS STEEL BEZEL
-------------	--	---

LEDs	14	<ul style="list-style-type: none"> <li>• Park Rear Turn</li> <li>• Horizontal &amp; Vertical Use</li> <li>• Ultra Thin .04" Low Profile Design</li> <li>• 3 Blunt Cut 6" Leads</li> <li>• Sealed Moisture Proof Electronics</li> <li>• Polycarbonate Lens &amp; Housing</li> <li>• Reinforced Riveted Mounting Holes</li> <li>• 5 Year Warranty</li> </ul>
Dimensions	6.5" W X 2.3" H X 0.5" D	
DOT/SAE	J1395, J222	
Voltage	12.8VDC	
Amp Draw	290ma	
Legal Heading	I6P	
Mounting Connector	Surface, Grommet or Tape 3 Wire 6" Leads	

## SURFACE MOUNT LOW PROFILE 0.4" ULTRA THIN AMBER PARK REAR TURN



M42206-ADHESIVE

PART NUMBER	M42206Y M42206-ADHESIVE	AMBER OPTIONAL MOUNTING TAPE
-------------	----------------------------	---------------------------------

LEDs	14	<ul style="list-style-type: none"> <li>• Park Rear Turn</li> <li>• Ultra Thin .04" Low Profile Design</li> <li>• 3 Blunt Cut 7" Leads</li> <li>• Sealed Moisture Proof Electronics</li> <li>• Polycarbonate Lens &amp; Housing</li> <li>• 5 Year Warranty</li> </ul>
Dimensions	4.6" W X 2.5" H X 0.4" D	
DOT/SAE	J1395, J222	
Voltage	12.8VDC	
Amp Draw	290ma	
Legal Heading	IP	
Mounting Connector	2 Hole or 3M Mounting Tape 3 Wire 7" Leads	

## OVAL AMBER PARK/FRONT/REAR TURN SURFACE MOUNT



Lightnings



PART NUMBER	M63320Y M63326YDF-X	AMBER AMBER DRY-FIT CONNECTOR
-------------	------------------------	----------------------------------

LEDs	15	<ul style="list-style-type: none"> <li>• 6" Oval Surface Mount PFRT</li> <li>• Patented Lighting Optics</li> <li>• US Patent No. 8,009,364</li> <li>• US Patent No. 8,717,679 B2</li> <li>• Polycarbonate Lens &amp; Housing</li> <li>• Completely Sealed</li> <li>• Low Profile Design</li> <li>• 5 Year Warranty</li> </ul>
Dimensions	7.8" W X 3.3" H X 0.8" D	
DOT/SAE	J1395, J1398, J585e	
Legal Heading	I6P	
Voltage	12.8VDC	
Amp Draw	315ma	
Mounting Connector	2 Hole Surface Three 13" Leads	

## 6" OVAL AMBER PARK/CLEARANCE AUX TURN



PART NUMBER	M63100Y	AMBER
-------------	---------	-------

LEDs	60	<ul style="list-style-type: none"> <li>• 6" Oval Amber</li> <li>• Park Clearance Aux Turn</li> <li>• Maxx-Shield Protective Coating</li> <li>• Sealed Moisture Corrosion Proof Electronics</li> <li>• Polycarbonate Lens &amp; Housing</li> <li>• Plated Brass Connector</li> <li>• 100,000 Hour Rated LED Life</li> </ul>
Dimensions	6.4" W X 2.2" H X 1.7" D	
DOT/SAE	J222, J592e	
Voltage	12.8VDC	
Amp Draw	275ma	
Legal Heading	PP2	
Mounting Connector	Grommet PL-3	

• Not Intended For Stand Alone Front or Rear Turn Signal

## 6" OVAL AMBER PARK/CLEARANCE AUX TURN



Vantage



PART NUMBER	M63420Y	AMBER
-------------	---------	-------

LEDs	42	<ul style="list-style-type: none"> <li>• 6" Oval Amber</li> <li>• Park Clearance Aux Turn</li> <li>• Sealed Moisture Corrosion Proof Electronics</li> <li>• Polycarbonate Lens &amp; Housing</li> <li>• Plated Brass Connector</li> <li>• 5 Year Warranty</li> <li>• 100,000 Hour Rated LED Life</li> </ul>
Dimensions	6.4" W X 2.2" H X 1.7" D	
DOT/SAE	J222, J592e	
Voltage	12.8VDC	
Amp Draw	230ma	
Legal Heading	PP2	
Mounting Connector	Grommet PL-3	

• Not Intended For Stand Alone Front or Rear Turn Signal

## 6" OVAL AMBER PARK/FRONT/REAR TURN



Lightning



PART NUMBER	M63322Y AMBER M63322YCL AMBER CLEAR LENS	M63323Y AMBER FLANGE
-------------	---	----------------------

LEDs	15	<ul style="list-style-type: none"> <li>6" Oval Amber</li> <li>Park Front Rear Turn</li> <li>Patented Lightning Optics</li> <li>US Patent No. 8,009,364</li> <li>US Patent No. 8,717,679 B2</li> <li>Sealed Moisture Proof Electronics</li> <li>Solid State Circuit Board</li> <li>Polycarbonate Lens &amp; Housing</li> <li>Plated Brass Connector</li> <li>5 Year Warranty</li> </ul>
Dimensions	6.4"W X 2.2"H X 1.7" D	
DOT/SAE	J1395, J222	
Voltage	12.8VDC	
Amp Draw	310ma	
Legal Heading	I6P	
Mounting	Grommet or Flange	
Connector	PL-3	

## 6" OVAL AMBER PARK/REAR TURN



Lightnings



PART NUMBER	M63339Y M63339YCL	AMBER AMBER CLEAR LENS
-------------	----------------------	---------------------------

LEDs	9	<ul style="list-style-type: none"> <li>6" Oval Amber</li> <li>Park Rear Turn</li> <li>Patented Lightning Optics</li> <li>US Patent No. 8,009,364</li> <li>US Patent No. 8,717,679 B2</li> <li>Sealed Moisture Proof Electronics</li> <li>Solid State Circuit Board</li> <li>Polycarbonate Lens &amp; Housing</li> <li>Plated Brass Connector</li> <li>5 Year Warranty</li> </ul>
Dimensions	6.4"W X 2.2"H X 1.7" D	
DOT/SAE	J222, J1395	
Voltage	12.8VDC	
Amp Draw	180ma	
Legal Heading	I6P	
Mounting	Grommet	
Connector	PL-3	

## 6" OVAL AMBER SIDE TURN/SIDE MARKER

NEW



PART NUMBER	M63124Y	AMBER
-------------	---------	-------

LEDs	12	<ul style="list-style-type: none"> <li>6" Oval Amber</li> <li>Side Turn/Side Marker</li> <li>Reflector Lens</li> <li>Sealed Moisture Proof Electronics</li> <li>Polycarbonate Lens &amp; Housing</li> <li>Plated Brass Connector</li> <li>5 Year Warranty</li> </ul>
Dimensions	6.4" W X 2.3" H X 2.0" D	
Legal Heading	EP2	
DOT/SAE	J2039, J592E	
Voltage	12.8VDC	
Amp Draw	380ma	
Connector	PL-3	
Mounting	Grommet	

## 6" OVAL AMBER PARK/REAR TURN



PART NUMBER	M63120Y	AMBER
-------------	---------	-------

LEDs	18	<ul style="list-style-type: none"> <li>6" Oval Amber</li> <li>Side Turn/Side Marker</li> <li>Maxx-Shield Protective Covering</li> <li>Smart chip Surge Protection</li> <li>Sealed Moisture Proof Electronics</li> <li>Solid State Circuit Board</li> <li>Polycarbonate Lens &amp; Housing</li> <li>Plated Brass Connector</li> <li>5 Year Warranty</li> </ul>
Dimensions	6.4" W X 2.2" H X 2.5" D	
Legal Heading	EP2	
DOT/SAE	J2039, J592e	
Voltage	12.8VDC	
Amp Draw	450ma	
Mounting	Grommet	

## 6" OVAL AMBER SIDE TURN/SIDE MARKER



PART NUMBER	M63121Y	AMBER
-------------	---------	-------

LEDs	28	<ul style="list-style-type: none"> <li>6" Oval Amber</li> <li>Side Turn/Side Marker</li> <li>Reflector Lens</li> <li>Sealed Moisture Proof Electronics</li> <li>Acrylic Lens</li> <li>Polycarbonate Housing</li> <li>Plated Brass Connector</li> <li>5 Year Warranty</li> </ul>
Dimensions	6.5" W X 2.2" H X 2.8" D	
DOT/SAE	J2039, J592e	
Voltage	12.8VDC	
Amp Draw	370ma	
Legal Heading	AEP2	
Mounting	Grommet	
Connector	PL-3	

## 5" RECTANGULAR PARK, FRONT, REAR TURN



PART NUMBER	M42201Y	AMBER
LEDs	44	<ul style="list-style-type: none"> <li>• 5" Rectangular</li> <li>• Park Front Rear Turn</li> <li>• Sealed Moisture Proof Electronics</li> <li>• Solid State Circuit Board</li> <li>• Polycarbonate Lens &amp; Housing</li> <li>• Plated Brass Connector</li> </ul>
Dimensions	5.3" W X 3.4" H X 1.8" D	
DOT/SAE	J1395, J222	
Voltage	12.8VDC	
Amp Draw	270ma	
Legal Heading	I6P	
Mounting	Grommet	
Connector	PL-3	

## 5" RECTANGULAR PARK, FRONT, REAR TURN



Lightning



PART NUMBER	M42213Y M42213YCL	AMBER AMBER CLEAR LENS
LEDs	15	<ul style="list-style-type: none"> <li>• 5" Rectangular</li> <li>• Patented Lightning Optics</li> <li>• US Patent No. 8,009,364</li> <li>• US Patent No. 8,717,679 B2</li> <li>• Park Front Rear Turn</li> <li>• Sealed Moisture Proof Electronics</li> <li>• Solid State Circuit Board</li> <li>• Polycarbonate Lens &amp; Housing</li> <li>• Plated Brass Connector</li> <li>• 5 Year Warranty</li> </ul>
Dimensions	5.3" W X 3.4" H X 1.8" D	
DOT/SAE	J1395, J222	
Voltage	12.8VDC	
Amp Draw	300ma	
Legal Heading	I6P	
Mounting	Grommet	
Connector	PL-3	

## SURFACE MOUNT RECTANGULAR PARK/REAR TURN



PART NUMBER	M63318Y-A M63318YCL-A	AMBER AMBER CLEAR LENS
LEDs	10	<ul style="list-style-type: none"> <li>• Surface Mount Park Rear Turn</li> <li>• Horizontal &amp; Vertical 2 Hole Mount</li> <li>• Compact Thin Low Profile Design</li> <li>• 3 Blunt Cut 14" Leads</li> <li>• Sealed Moisture Proof Electronics</li> <li>• Polycarbonate Lens &amp; Housing</li> <li>• 10 Year Warranty</li> </ul>
Dimensions	15.4" L X 1.2" W X 0.7" H	
DOT/SAE	J588, J222	
Voltage	12.8VDC	
Amp Draw	300ma	
Legal Heading	IP	
Mounting	Surface Vertical & Horizontal	
Connector	3 Wire Leads	

## 2 1/2" CLEARANCE STOP & TURN - FOR AUXILIARY USE ONLY



PART NUMBER	M11300RAS M11300YAT	RED AUX STOP AMBER AUX TURN
LEDs	3	<ul style="list-style-type: none"> <li>• 2 1/2" Auxiliary</li> <li>• Aux Stop / Aux Turn</li> <li>• Sealed Moisture Proof Electronics</li> <li>• Solid State Circuit Board</li> <li>• Polycarbonate Lens &amp; Housing</li> </ul>
Dimensions	2.5" Diameter X 0.8" Depth	
DOT/SAE	J592e	
Voltage	12.8VDC	
Amp Draw	40ma	
Legal Heading	P2	
Mounting	Grommet	
Connector	3 Wire Leads	

## 3/4" MINI CLEARANCE AUXILIARY STOP & TURN P2 ONLY



PART NUMBER	M09300RAS M09300YAT	RED AUX AMBER AUX	M50112 CHROME BEZEL
LEDs	3	<ul style="list-style-type: none"> <li>• 3/4" Mini Aux Stop / Turn</li> <li>• Polycarbonate Lens &amp; Housing</li> <li>• Not For Stand Alone Use</li> <li>• Compact Thin Low Profile Design</li> <li>• 3 Blunt Cut 10" Leads</li> <li>• Sealed Moisture Proof Electronics</li> <li>• 5 Year Warranty</li> </ul>	
Diameter	3/4"		
DOT/SAE	J592e		
Voltage	12.8VDC		
Amp Draw	40ma/10ma		
Legal Heading	P2		
Mounting	3/4" Hole		
Connector	3 Bullet Connectors on 10" Leads		

## 24VDC CONVERTER – 24VDC TO 12VDC 1 & 2 AMP STEP DOWN MODULES



PART NUMBER	M50909	1 AMP 24VDC/12VDC CONVERTER
	M50913	2 AMP 24VDC/12VDC CONVERTER
Dimensions	M50909 4.0" X 0.9" X 0.5"	
	M50913 2.8" X 2.3" X 1.8"	
Voltage	24VDC	
Amp Draw	M50909 1A	
	M50913 2A	

## 4" ROUND RED STT



Lightning



PART NUMBER	M42322R-DV	RED
LEDs	9	<ul style="list-style-type: none"> <li>4" Round Red STT</li> <li>Auto Select 12/24 VDC Voltage</li> <li>Patented Lightning Lens Optics</li> <li>US Patent No. 8,009,364</li> <li>US Patent No. 8,717,679 B2</li> <li>Sealed Moisture Proof Electronics</li> <li>Polycarbonate Lens &amp; Housing</li> <li>Plated Brass Connector</li> <li>5 Year Warranty</li> </ul>
Diameter	4.3"	
Depth	1.8"	
DOT/SAE	J1395, J1398, J585e	
Voltage	Auto Select 12/24VDC	
Amp Draw	140ma 12V / 80ma 24V	
Legal Heading	I6S2T2	
Mounting	Grommet	
Connector	PL-3	

## 4" ROUND AMBER PARK/REAR TURN



Lightning



PART NUMBER	M42339Y-DV	AMBER
LEDs	9	<ul style="list-style-type: none"> <li>4" Round Amber Park/Rear Turn</li> <li>Auto Select 12/24VDC Voltage</li> <li>Patented Lightning Lens Optics</li> <li>US Patent No. 8,009,364</li> <li>US Patent No. 8,717,679 B2</li> <li>Sealed Moisture Proof Electronics</li> <li>Polycarbonate Lens &amp; Housing</li> <li>Plated Brass Connector</li> <li>5 Year Warranty</li> </ul>
Diameter	4.3"	
Depth	1.8"	
DOT/SAE	J1395, J222	
Voltage	Auto Select 12/24VDC	
Amp Draw	180ma 12V / 100ma 24V	
Legal Heading	I6P	
Mounting	Grommet	
Connector	PL-3	

## 4" ROUND BACK UP



Lightning



PART NUMBER	M42324-DV	WHITE
LEDs	18	<ul style="list-style-type: none"> <li>4" Round Back Up</li> <li>Auto Select 12/24 VDC Voltage</li> <li>Patented Lightning Lens Optics</li> <li>US Patent No. 8,009,364</li> <li>US Patent No. 8,717,679 B2</li> <li>Sealed Moisture Proof Electronics</li> <li>Polycarbonate Lens &amp; Housing</li> <li>5 Year Warranty</li> </ul>
Diameter	4.3"	
Depth	1.9"	
DOT/SAE	J593c	
Voltage	Auto Select 12/24VDC	
Amp Draw	180ma 12V / 110ma 24V	
Legal Heading	R	
Mounting	Grommet	
Connector	PL-3	

## 6" OVAL RED STT



Lightning



PART NUMBER	M63322R-DV	RED
LEDs	9	<ul style="list-style-type: none"> <li>6" Oval Red STT</li> <li>Auto Select 12/24VDC Voltage</li> <li>Patented Lightning Lens Optics</li> <li>US Patent No. 8,009,364</li> <li>US Patent No. 8,717,679 B2</li> <li>Sealed Moisture Proof Electronics</li> <li>Polycarbonate Lens &amp; Housing</li> <li>Plated Brass Connector</li> <li>5 Year Warranty</li> </ul>
Dimensions	6.4"W X 2.2"H X 1.7"D	
DOT/SAE	J1395, J1398, J585e	
Voltage	Auto Select 12/24VDC	
Amp Draw	140ma 12V / 80ma 24V	
Legal Heading	I6S2T2	
Mounting	Grommet	
Connector	PL-3	

### STAINLESS STEEL CLEARANCE MARKER



PART NUMBER	M72270R-DV M72270Y-DV	RED AMBER
LEDs	13	<ul style="list-style-type: none"> <li>Stainless Steel Clearance Marker</li> <li>Auto Select 12/24VDC Voltage</li> <li>US Patent No. D514008</li> <li>Snap On Stainless Steel Bezel</li> <li>Ideal for Cab and Sleeper Panels</li> <li>Polycarbonate Lens</li> <li>Plated Brass Connector</li> <li>5 Year Warranty</li> </ul>
Dimensions	6.5" W X 2.0" H X 0.9" D	
DOT/SAE	J592e	
Voltage	Auto Select 12/24VDC	
Amp Draw	80ma 12V 40ma 24V	
Legal Heading	P2	
Mounting Connector	Surface PL-2	

### 4" COMBINATION CLEARANCE MARKER



PART NUMBER	M23015R-DV M23015Y-DV	RED AMBER
LEDs	14	<ul style="list-style-type: none"> <li>4" Combination Clearance Marker</li> <li>Meets P2PC Requirements</li> <li>Polycarbonate Lens &amp; Housing</li> <li>5 Year Warranty</li> </ul>
Dimensions	4.0" W X 2.0" H X 1.0" D	
DOT/SAE	J592e	
Voltage	Auto Select 12/24VDC	
Amp Draw	50ma 12V 50ma 24V	
Legal Heading	P2PC	
Mounting Connector	Surface Bullet & Ring	

### 2" ROUND CLEARANCE MARKER



PART NUMBER	M09100R-DV M09100Y-DV	RED AMBER
LEDs	9	<ul style="list-style-type: none"> <li>2" Round Clearance Marker</li> <li>Auto Select 12/24VDC Voltage</li> <li>Sealed Moisture Proof Electronics</li> <li>Polycarbonate Lens &amp; Housing</li> <li>Plated Brass Connector</li> </ul>
Dimensions	2.0" Diameter X 0.7" Depth	
DOT/SAE	J592e	
Voltage	Auto Select 12/24VDC	
Amp Draw	70ma 12V 40ma 24V	
Legal Heading	P2	
Mounting Connector	Grommet PL-2	

### 2 1/2" ROUND CLEARANCE MARKER



PART NUMBER	M11300R-DV M11300Y-DV	RED AMBER
LEDs	13	<ul style="list-style-type: none"> <li>Auto Select 12/24VDC Voltage</li> <li>Sealed Moisture Proof Electronics</li> <li>Polycarbonate Lens &amp; Housing</li> <li>Plated Brass Connector</li> </ul>
Diameter	2.5" Diameter X 0.7" Depth	
DOT/SAE	J592e	
Voltage	Auto Select 12/24VDC	
Amp Draw	70ma 12V 40ma 24V	
Legal Heading	P2	
Mounting Connector	Grommet PL-2	

### 3/4" MINI P2PC COMBINATION DUAL VOLTAGE CLEARANCE MARKERS



PART NUMBER	M09300R-DV	RED	<ul style="list-style-type: none"> <li>3/4" Low Profile Design</li> <li>Meets P2PC for 45° Mounting</li> <li>Completely Sealed Electronics</li> <li>Standard Grommet Included</li> <li>Optional Stainless Steel Bezel</li> <li>5 Year Warranty</li> </ul>
	M09300RCL-DV	RED CLEAR LENS	
	M09300Y-DV	AMBER	
	M09300YCL-DV	AMBER CLEAR LENS	
	M50112	STAINLESS STEEL BEZEL	
	M50125	WIDE CHANNEL GROMMET	
LEDs	3		
Diameter	3/4"		
DOT/SAE	J592e		
Voltage	Auto Select 12/24VDC Voltage		
Amp Draw	30ma		
Legal Heading	P2PC		
Mounting	Grommet 3/4" Hole Cut Out		
Connector	2.7" Bullet Connectors		

## 4" ROUND THIN PROFILE SURFACE MOUNT BACK-UP



Lightning




PART NUMBER	M42365	BACK UP
LEDs	9 White	<b>Legal Heading Connector</b> R
Dimensions	4.3" Diameter X 0.5" Deep	11" Hard Wired Female PL-3 Connector
DOT/SAE	J593c	<b>Mounting</b> 3 Hole Screws and Caps Included
Voltage	12.8VDC	
Amp Draw	200ma	

## 4.0" ROUND FLANGE MOUNT BACK UP



LightningS



PART NUMBER	M42354-X	WHITE BULK PACK
LEDs	10	<ul style="list-style-type: none"> <li>• 10 Superflux LEDs</li> <li>• Thin Low Profile Design</li> <li>• <b>Lightning Patented Lens</b></li> <li>• <b>US Patent No. 8,009,364</b></li> <li>• <b>US Patent No. 8,717,679 B2</b></li> </ul>
Dimensions	5.6" Diameter X 0.7" Deep	<ul style="list-style-type: none"> <li>• Acrylic Lens/Polycarbonate Housing</li> <li>• Neoprene Gasket Included</li> <li>• 5 Year Warranty</li> </ul>
DOT/SAE	J593c	
Voltage	12.8VDC	
Amp Draw	200ma	
Legal Heading Connector	R	
Mounting	3 Hole Flange	
Connector	PL-3	

## 4" ROUND BACK-UP



LightningS



PART NUMBER	M42347 M42348	GROMMET DRY-FIT
LEDs	9	<ul style="list-style-type: none"> <li>• 4" Round Back Up</li> <li>• <b>Patented Lightning Lens Optics</b></li> <li>• <b>US Patent No. 8,009,364</b></li> <li>• <b>US Patent No. 8,717,679 B2</b></li> <li>• Sealed Moisture Proof Electronics</li> <li>• Polycarbonate Lens &amp; Housing</li> <li>• 5 Year Warranty</li> </ul>
Dimensions	4.3" Diameter X 1.9" Deep	
DOT/SAE	J593c	
Voltage	12.8VDC	
Amp Draw	180ma	
Legal Heading Connector	R	
Connector	PL-3 or Dry-Fit	

## 4" ROUND BACK UP



Lightning



PART NUMBER	M42321 M42324	SURFACE MOUNT GROMMET
LEDs	18	<ul style="list-style-type: none"> <li>• 4" Round Back Up</li> <li>• <b>Patented Lightning Lens Optics</b></li> <li>• <b>US Patent No. 8,009,364</b></li> <li>• <b>US Patent No. 8,717,679 B2</b></li> <li>• Sealed Moisture Proof Electronics</li> <li>• Polycarbonate Lens &amp; Housing</li> <li>• 5 Year Warranty</li> </ul>
Diameter	4.3" Grommet 5.5" Surface Mount	
Depth	1.9"	
DOT/SAE	J593c	
Voltage	12.8VDC	
Amp Draw	160ma	
Legal Heading Connector	R	
Connector	PL-3	

## RECTANGULAR SURFACE MOUNT BACK-UP



PART NUMBER	M63318-A M63318-A-GSKT	WITH GASKET
LEDs	20	<ul style="list-style-type: none"> <li>• 15" Surface Mount Back Up</li> <li>• Horizontal &amp; Vertical</li> <li>• 2 Hole Surface Mount</li> <li>• Compact Thin Low Profile Design</li> <li>• 2 Blunt Cut 14" Leads</li> <li>• Sealed Moisture Proof Electronics</li> <li>• Polycarbonate Lens &amp; Housing</li> <li>• 10 Year Warranty</li> </ul>
Dimensions	15.4" L X 1.2" W X 0.7" H	
DOT/SAE	J593C	
Voltage	12.8VDC	
Amp Draw	500ma	
Legal Heading Connector	R	
Mounting	Surface	
Connector	2 Wire Leads	

## 7" BUS BACK-UP



PART NUMBER	M90450	
LEDs	20	<ul style="list-style-type: none"> <li>• 7" White Back Up Bus Light</li> <li>• 4 Hole Surface Mount</li> <li>• Mounting Gasket Included</li> <li>• Maxx-Shield Polymer Coating</li> <li>• Polycarbonate Lens &amp; Housing</li> <li>• Sealed Moisture Proof Electronics</li> <li>• 5 Year Warranty</li> </ul>
Dimensions	7.00" W X 1.0" D	
DOT/SAE	J593C	
Voltage	12.8VDC	
Amp Draw	250ma	
Legal Heading Connector	R	
Mounting	4 Hole Surface	
Connector	Wire Leads	

## SURFACE & TAPE MOUNT RECTANGULAR LOW PROFILE 0.4" ULTRA THIN BACK-UP/INTERIOR COURTESY



M42206-ADHESIVE

PART NUMBER	M42206 M42206-ADHESIVE	WHITE OPTIONAL MOUNTING TAPE
LEDs	14	• Ultra Thin 0.4" Low Profile Design
Dimensions	4.6" W X 2.5" H X 0.4" D	• Polycarbonate Lens & Housing
DOT/SAE	J593c	• Completely Sealed Electronics
Voltage	12.8VDC	• 2 Caps to Cover Screws
Amp Draw	240ma	• 5 Year Warranty
Legal Heading	R	
Mounting	2 Hole or 3M Mounting Tape	
Connector	2 Wire 6" Leads	

## SURFACE, GROMMET & TAPE MOUNT OVAL 0.4" ULTRA THIN BACK-UP/INTERIOR COURTESY



M63350-TAPE

PART NUMBER	M63350 M63350-TAPE M50607 M50146	WHITE BACK-UP/INTERIOR COURTESY OPTIONAL 3M MOUNTING TAPE THIN OVAL MOUNTING GROMMET STAINLESS STEEL BEZEL
LEDs	14	• Ultra Thin 0.4" Low Profile Design
Dimensions	6.5" W X 2.3" H X 0.5" D	• Polycarbonate Lens & Housing
DOT/SAE	J593C	• Completely Sealed Electronics
Voltage	12.8VDC	• 2 Caps to Cover Screws
Amp Draw	245ma	• Reinforced Riveted Mounting Holes
Legal Heading	R	• 5 Year Warranty
Mounting	Surface, Grommet or Tape	
Connector	2 Wire 6" Leads	

## 6" OVAL BACK-UP



**Lightning**



PART NUMBER	M63320 M63324 M63326DF-X	SURFACE MOUNT HARD WIRE GROMMET MOUNT PL-3 SURFACE MOUNT DRY-FIT BULK
LEDs	18	• 6" Oval Round Back Up
Width	6.4" Grommet, 7.8" Flange	• Patented Lightning Lens Optics
Height	2.0" Grommet, 3.3" Flange	• US Patent No. 8,009,364
Depth	1.8" Grommet, 0.8" Flange	• US Patent No. 8,717,679 B2
DOT/SAE	J593c	• Sealed Moisture Corrosion Proof Electronics
Voltage	12.8VDC	• Plated Brass Connector
Amp Draw	160ma Grommet, 150ma Flange	• Polycarbonate Lens & Housing
Legal Heading	R	• 5 Year Warranty
Connector	PL-3	

## 6" OVAL BACK-UP



**Lightnings**



PART NUMBER	M63347	GROMMET MOUNT
LEDs	9	• 6" Oval Back Up
Dimensions	6.4" W X 2.0" H X 1.8" D	• Patented Lightning Lens Optics
DOT/SAE	J593c	• US Patent No. 8,009,364
Voltage	12.8VDC	• US Patent No. 8,717,679 B2
Amp Draw	180ma	• Sealed Moisture Corrosion Proof Electronics
Legal Heading	R	• Polycarbonate Lens & Housing
Connector	PL-3, Dry-Fit, Hard Wire	• 5 Year Warranty

## 6" RECTANGULAR BACK-UP



**Lightning**



PART NUMBER	M42213	GROMMET MOUNT
LEDs	18	• Rectangular Back Up
Dimensions	5.3" W X 3.4" H X 1.8" D	• Patented Lightning Lens Optics
DOT/SAE	J593c	• US Patent No. 8,009,364
Voltage	12.8VDC	• US Patent No. 8,717,679 B2
Amp Draw	170ma	• Smart Chip Surge Protection
Legal Heading	R	• Sealed Moisture Proof Electronics
Connector	PL-3	• Polycarbonate Lens & Housing
		• 5 Year Warranty

## 8 LED 7" RED & AMBER WARNING LIGHTS



PART NUMBER	M90070R	RED
	M90070Y	AMBER
LEDs	8	• 7" Red/Amber Warning
Diameter	7.2"	• Two Flash Patterns Slow/Fast
Depth	1.4"	• Polycarbonate Lens & Housing
DOT/SAE	R/Y J887 Red Cal 13	• Mounting Gasket Included
Voltage	12.8VDC	• Maxx-Shield Coating
Amp Draw	1.5A Red / 2.0A Amber	• 5 Year Warranty
Legal Heading	16P2S2T2A Red	
Mounting	4 Hole Surface	
Connector	3 Wire 11" Leads	

## 7" BACK-UP BUS LIGHT



PART NUMBER	M90450	
LEDs	20 White	• 7" White Back Up Bus Light
Dimensions	7.0" Diameter	• 4 Hole Surface Mount
Depth	1.2"	• Mounting Gasket Included
DOT/SAE	J593c	• Sealed Moisture Proof Electronics
Voltage	12.8VDC	• Maxx-Shield Protective Coating
Amp Draw	250ma	• Polycarbonate Lens & Housing
Legal Heading	R	• 5 Year Warranty
Mounting	4 Hole Surface	
Connector	2 Wire Leads	

## 7" STOP/TAIL/TURN 7" FRONT/REAR/TURN



PART NUMBER	M90061R	RED
	M90081Y	AMBER
LEDs	17	• 7" Stop/Tail/Turn
Diameter	7.0"	• 7" Front Rear Turn
Depth	1.2"	• Reflector Lens
DOT/SAE	J1398, J585e, J1395	• 4 Hole Surface Mount
	J594f	• Mounting Gasket Included
Voltage	12.8VDC	• Moisture Proof Sealed Electronics
Amp Draw	120ma Red / 280ma Amber	• Maxx-Shield Protective Coating
Legal Heading	16P2S2T2A Red	• Polycarbonate Lens & Housing
	16PA Amber	• 5 Year Warranty
Mounting	4 Hole Surface	
Connector	3 Wire Leads	



## NEW GENERATION SQUARE CHROME DOUBLE FACE PEDESTAL



PART NUMBER	
M42360R/Y-A	SINGLE POST LEFT HAND
M42361R/Y-A	SINGLE POST RIGHT HAND
M42362R/Y-A	DOUBLE POST LEFT HAND
M42363R/Y-A	DOUBLE POST RIGHT HAND
M42362RYCL-A	DOUBLE POST LEFT HAND CLEAR LENS
M42363RYCL-A	DOUBLE POST RIGHT HAND CLEAR LENS
M42364Y/Y	DOUBLE POST AMBER/AMBER

<b>LEDs</b>	13 RED /14 AMBER 27 AMBER Y/Y
<b>Dimensions</b>	4.5" W X 4.5" H X 1.8" D
<b>Function</b>	STT/Front Turn/Side Marker Turn/Side Marker Park Y/Y
<b>DOT/SAE</b>	J1398, J585, J1395, J222, J592, J594
<b>Voltage</b>	12.8VDC
<b>Amp Draw</b>	460ma, 500ma Y/Y
<b>Legal Heading</b>	I6S2T2, I6P, P2 I6P, P2 Y/Y
<b>Mounting</b>	Post
<b>Connector</b>	Three Wire Leads

- Square Chrome Double Face Pedestal
- Patented LightningS Optics
- US Patent No. 8,009,364
- US Patent No. 8,717,679 B2
- Polycarbonate Front & Rear Lens
- Double Insulated Waterproof Modules
- Epoxy Sealed Electronics
- P2 Side Marker
- Available Single or Double Post
- 5 Year Warranty

## ROUND DOUBLE FACE PEDESTAL



PART NUMBER	
M42341R/Y	RED / AMBER
M42341RYCL	RED / AMBER CLEAR LENS
M42341Y/Y	AMBER/AMBER

<b>LEDs</b>	15 Red /15 Amber 15 Amber /15 Amber
<b>Dimensions</b>	4.3" Diameter X 2.0" Depth
<b>Function</b>	STT Red, PFRT Amber
<b>DOT/SAE</b>	R/Y J1395, J1398, J585E, J222 Y/Y J1395, J222
<b>Voltage</b>	12.8VDC
<b>Amp Draw</b>	440ma R/Y 640ma Y/Y
<b>Legal Heading</b>	R/Y I6PS2T2, I6P Y/Y I6P
<b>Mounting</b>	Post
<b>Connector</b>	Three Wire Leads

- Round Chrome Double Face Pedestal
- Patented Lightning Optics
- US Patent No. 8,009,364
- US Patent No. 8,717,679 B2
- Polycarbonate Front & Rear Lens
- Single Post
- Sealed Moisture Proof Electronics
- 5 Year Warranty

## SURFACE MOUNT ID BAR/CENTER HIGH MOUNT STOP LIGHT

NEW



PART NUMBER	M63319R	RED
<b>LEDs</b>	9	<b>Legal Heading</b> P2 P3 U3
<b>Dimensions</b>	15.4 L X 1.2" Wide X 0.7" High	<b>Connector</b> 14.5" Blunt Cut Leads 18AWG
<b>Voltage</b>	12.8VDC	<b>Mounting</b> Two Hole Surface Mount
<b>Amp Draw</b>	150ma CHMSL 20ma ID Bar	Horizontal Only
<b>DOT/SAE</b>	J592, J2042, J1957	<ul style="list-style-type: none"> <li>• Dual Function Operation</li> <li>• Polycarbonate Lens &amp; Housing</li> <li>• Sleek Low Profile Design</li> <li>• Two Hole Surface Mount-Horizontal Only</li> <li>• 5 Year Warranty</li> </ul>

## STAINLESS STEEL ID BAR



PART NUMBER	M20323R	RED
<b>LEDs</b>	24	<b>Amp Draw</b> 120ma
<b>Dimensions</b>	16.3" W X 1.4" H	<b>Mounting</b> 2 Hole Surface
<b>Voltage</b>	12.8VDC	<b>Connector</b> Two 12" Wire Leads
		<ul style="list-style-type: none"> <li>• Stainless Steel ID Bar</li> <li>• Three M20320R Lights</li> <li>• 2 Hole Surface Mount</li> <li>• Polished Stainless Steel</li> <li>• 1 Year Warranty</li> </ul>

## ALUMINUM ID BAR



PART NUMBER	M20343R M20343RCL M20343Y M20343YCL	RED RED CLEAR LENS AMBER AMBER CLEAR LENS
<b>LEDs</b>	21	<b>Amp Draw</b> 120ma
<b>Dimensions</b>	17.1" W X 1.0" H	<b>Mounting</b> 2 Hole Surface
<b>Voltage</b>	12.8VDC	<b>Connector</b> Two 12" Wire Leads
		<ul style="list-style-type: none"> <li>• Aluminum ID Bar</li> <li>• Three M20340 Series Lights</li> <li>• 2 Hole Surface Mount</li> <li>• 1 Year Warranty For Aluminum Bar</li> <li>• 10 Year Warranty For Lamps</li> </ul>

## 2 1/2" ROUND STAINLESS STEEL ID BAR




PART NUMBER	M11303R
<b>LEDs</b>	39
<b>Dimensions</b>	14.4" W X 1.6" H X 1.5" D
<b>Voltage</b>	12.8VDC
<b>Amp Draw</b>	210ma
<b>Mounting</b>	2 Hole Surface
<b>Connector</b>	2 Bullet Connectors
	<ul style="list-style-type: none"> <li>• 2 1/2" Round Stainless Steel ID Bar</li> <li>• Three M11300R Lights</li> <li>• 2 Hole Surface Mount</li> <li>• Polished Stainless Steel</li> <li>• 1 Year Warranty For Aluminum Bar</li> <li>• 10 Year Warranty For Lamps</li> </ul>

**FREIGHTLINER® REPLACEMENT 7 LED SIDE TURN / SIDE MARKER LIGHT**



Maxxima introduces a drop in replacement, side turn side marker light for Freightliner® trucks. Light has the Delphi OEM connector on the back to easily connect to the vehicle harness. 7 LED, POLYCARBONATE LENS & HOUSING, AVAILABLE IN AMBER & AMBER CLEAR LENS MODELS, 5 YEAR WARRANTY.



**PART NUMBER**

<b>M63123Y</b>	<b>AMBER</b>
<b>M50916</b>	<b>3-PIN DELPHI CONNECTOR</b>

<b>LEDs</b>	7 Amber
<b>Amp Draw</b>	420ma
<b>Width</b>	5.1"
<b>Height</b>	2.7"
<b>Depth</b>	2.9"
<b>Legal Heading</b>	E P2 P3
<b>DOT/SAE</b>	J2039, J592e, J2042
<b>Voltage</b>	12.8VDC
<b>Connector</b>	3-Pin Delphi GT150
<b>Mounting</b>	Two Hole
<b>Warranty</b>	5 Year



**PART NUMBER**

<b>M63123YCL</b>	<b>AMBER CLEAR LENS</b>
<b>M50916</b>	<b>3-PIN DELPHI CONNECTOR</b>

<b>LEDs</b>	7 Amber
<b>Amp Draw</b>	420ma
<b>Width</b>	5.1"
<b>Height</b>	2.7"
<b>Depth</b>	2.9"
<b>Legal Heading</b>	E P2 P3
<b>DOT/SAE</b>	J2039, J592e, J2042
<b>Voltage</b>	12.8VDC
<b>Connector</b>	3-Pin Delphi GT150
<b>Mounting</b>	Two Hole
<b>Warranty</b>	5 Year

\* FREIGHTLINER IS A REGISTERED TRADEMARK OF DAIMLER TRUCKS N.A.

**LIGHTNING OVAL AMBER SIDE TURN / SIDE MARKER PETERBILT® REPLACEMENT**



PART NUMBER	M63122Y M63122YCL	AMBER AMBER CLEAR LENS
LEDs	9	<ul style="list-style-type: none"> <li>• Patented Lightning Lens Optics</li> <li>• US Patent No. 8,009,364 &amp; 8,717,679 B2</li> </ul>
Voltage	12.8VDC	<ul style="list-style-type: none"> <li>• Maxx-Shield Coating</li> </ul>
Amp Draw	100ma	<ul style="list-style-type: none"> <li>• Polycarbonate Lens &amp; Housing</li> </ul>
Dimensions	4.4" W X 2.1" H X 1.4" D	<ul style="list-style-type: none"> <li>• Low LED Amp Draw</li> </ul>
Legal Heading	E2 P2 P3	<ul style="list-style-type: none"> <li>• Stainless Steel Bolts &amp; Nuts</li> </ul>
DOT/SAE	J914, J592e	<ul style="list-style-type: none"> <li>• 5 Year Warranty</li> </ul>
Connector	Three 11" Leads 18AWG	
Mounting	Two Hole Stainless Steel Stud Mount with Nuts	

**LIGHTNING OVAL CHROME AMBER SIDE TURN / SIDE MARKER PETERBILT® REPLACEMENT**



PART NUMBER	M63122CH-YCL	CHROME AMBER CLEAR LENS
LEDs	9	<ul style="list-style-type: none"> <li>• Patented Lightning Lens Optics</li> <li>• US Patent No. 8,009,364 &amp; 8,717,679 B2</li> </ul>
Voltage	12.8VDC	<ul style="list-style-type: none"> <li>• Maxx-Shield Coating</li> </ul>
Amp Draw	100ma	<ul style="list-style-type: none"> <li>• Polycarbonate Lens &amp; Housing</li> </ul>
Dimensions	4.4" W X 2.1" H X 1.4" D	<ul style="list-style-type: none"> <li>• Low LED Amp Draw</li> </ul>
Legal Heading	E2 P2 P3	<ul style="list-style-type: none"> <li>• Stainless Steel Bolts &amp; Nuts</li> </ul>
DOT/SAE	J914, J592e	<ul style="list-style-type: none"> <li>• 5 Year Warranty</li> </ul>
Connector	Three 11" Leads 18AWG	
Mounting	Two Hole Stainless Steel Stud Mount with Nuts	

\* PETERBILT IS A REGISTERED TRADEMARK OF PACCAR

## OVAL CHROME 9 LED CLEAR LENS CLEARANCE SIDE MARKER



## LIGHTNING OVAL CHROME AMBER SIDE TURN/SIDE MARKER PETERBILT® REPLACEMENT



The new 9 LED series of 6.50" wide surface mount clear lens clearance marker lights are available in both standard white or chrome fascia versions. Red or Amber LEDs. Two hole surface mount with mounting screws included.

<b>PART NUMBER</b>	
M20344CH-YCL	CHROME AMBER CLEAR LENS
M20344CH-RCL	CHROME RED CLEAR LENS
M20344CH-Y	CHROME AMBER LENS

<b>LEDs</b>	9
<b>Dimensions</b>	6.4" W X 2.1" H X 0.8 D
<b>DOT/SAE</b>	J592e, J2042 Red J914, J592e, J2042 Amber
<b>Voltage</b>	12.8VDC
<b>Amp Draw</b>	20ma Red, 120ma Amber
<b>Legal Heading</b>	P2, P3 Red E2, P2, P3 Amber
<b>Mounting</b>	2 Hole Surface
<b>Hole Cut Out</b>	1 3/8" hole required for connector

- Patented Lightning Optics
- US Patent No. 8,009,364
- US Patent No. 8,717,679 B2
- Sealed Moisture Proof Electronics
- Solid state Circuit Board
- Polycarbonate Lens & Chrome Plated ABS Housing
- 2 Mounting Screws Included
- Hidden Mounting Screws
- 2 .180 Bullets
- 5 Year Warranty

## 3/4" MINI P2 CLEARANCE MARKER



PART NUMBER	M09320R	RED
	M09320RCL	RED CLEAR LENS
	M09320Y	AMBER
	M09320YCL	AMBER CLEAR LENS
	M50112	STAINLESS STEEL BEZEL

LED 1  
 Diameter 3/4"  
 DOT/SAE J592e  
 Voltage 12.8VDC  
 Amp Draw 50ma  
 Legal Heading P2  
 Mounting Grommet—3/4"Cutout  
 Connector 2 Male .180 Bullets

- 3/4" Mini P2 Round CM
- Space Saving Design
- Polycarbonate Lens/Housing
- LightningS Lens Optics
- US Patent Number 8,009,364
- US Patent No.8,717,679 B2
- Grommet Included
- Sealed Moisture Proof Electronics
- Optional Stainless Steel Bezel
- 5 Year Warranty

## 1.60" MINI P2 CLEARANCE MARKER



PART NUMBER	M09350R	RED
	M09350RCL	RED CLEAR LENS
	M09350Y	AMBER
	M09350YCL	AMBER CLEAR LENS

LED 1  
 Dimensions 1.6" X 0.8" X 0.4"  
 DOT/SAE J592e  
 Voltage 12.8VDC  
 Amp Draw 40ma  
 Legal Heading P2  
 Mounting Surface 1/2" Hole for Wires  
 Connector 2 Male .180 Bullets

- 1.6 Mini P2 Rectangular CM
- Space Saving Design
- Polycarbonate Lens/Housing
- LightningS Lens Optics
- US Patent Number 8,009,364
- US Patent No.8,717,679 B2
- Self Adhesive Double Stick Mounting Tape
- Sealed Moisture Corrosion Proof Electronics
- 5 Year Warranty

## 1.60" MINI P2 PC COMBINATION CLEARANCE MARKER RETAIL PACK



PART NUMBER	
M09360BCL	BLUE CLEAR LENS AUXILIARY*
M09360G	GREEN CLEAR LENS AUXILIARY*
M09360R	RED
M09360RCL	RED CLEAR LENS
M09360WCL	WHITE AUXILIARY *
M09360Y	AMBER
M09360YCL	AMBER CLEAR LENS

LEDs 3  
 Dimensions 1.60" X 0.8" X 0.6"  
 DOT/SAE J592e  
 Voltage 12.8VDC  
 Amp Draw 50ma, 20ma Anx (BCL, G, WCL)  
 Legal Heading P2PC  
 \* Green, Blue, White Aux Only  
 Mounting Surface 1/2" Hole for Wires  
 Connector 2 Male .180 Bullets

- 1.60" Mini P2 PC Rectangular CM
- Space Saving Design
- Polycarbonate Lens/Housing
- LightningS Lens Optics
- US Patent Number 8,009,364
- US Patent No.8,717,679 B2
- Self Adhesive Double Stick Mounting Tape
- Sealed Moisture Corrosion Proof Electronics
- 5 Year Warranty

## 1.25" LOW PROFILE GROMMET/ SURFACE MOUNT STT/ CM P2 & P2PC CLEARANCE MARKERS



PART NUMBER	
M09410RAS-X	RED STT/CM P2 BULK ONLY
M09410R	RED
M09410Y	AMBER
M09410WCL	WHITE *FOR AUXILIARY USE ONLY

LEDs	6
Voltage	12.8VDC
Amp Draw	80ma Red/Amber 20ma White
Diameter	1-1/4"
Legal Heading	P2PC
DOT/SAE	J592e
Connector	2 Male .180 Bullet Connectors 7" Leads
Mounting	Grommet 3/4" Hole or Tape Foam Gasket

- Color Retail Packing
- Ultra Thin Low Profile Design
- Patented Lightning Lens Optics
- US Patent No. 8,009,364
- US Patent No. 8,717,679 B2
- Polycarbonate Lens & Housing
- Low LED Amp Draw
- 5 Year Warranty

## 3/4" MINI P2PC COMBINATION CLEARANCE MARKERS



PART NUMBER	
M09300BCL	BLUE CLEAR LENS AUX*
M09300G	GREEN AUX*
M09300R	RED
M09300RCL	RED CLEAR LENS
M09300R-3	RED 3 LIGHT ID SYSTEM
M09300WCL	WHITE AUX*
M09300Y	AMBER
M09300YCL	AMBER CLEAR LENS
M50112	STAINLESS STEEL BEZEL
M50125	WIDE CHANNEL GROMMET

LEDs	3
Diameter	3/4"
DOT/SAE	J592e
Voltage	12.8VDC
Amp Draw	50ma, 20ma (BCL, G, WCL), 150ma R-3
Legal Heading	P2PC
Mounting	Grommet - 3/4" Hole Cutout
Connector	2 Male .180 Bullets

- 3/4" Mini P2PC Combination CM
- Space Saving Design
- Polycarbonate Lens/Housing
- Meets P2PC Requirements for 45° Mounting
- Grommet Included
- Sealed Moisture Proof Electronics
- Optional Stainless Steel Bezel
- 5 Year Warranty

\* BLUE, GREEN & WHITE FOR AUXILIARY USE ONLY

## 1-1/4" MINI P2PC COMBINATION CLEARANCE MARKERS



PART NUMBER	
M09400BCL	BLUE CLEAR LENS AUX*
M09400G	GREEN AUX*
M09400R	RED
M09400RCL	RED CLEAR LENS
M09400WCL	WHITE AUX*
M09400Y	AMBER
M09400YCL	AMBER CLEAR LENS
M50118	STAINLESS STEEL BEZEL
M50132	BLACK GROMMET

LEDs	6
Diameter	1-1/4"
DOT/SAE	J592e
Voltage	12.8VDC
Amp Draw	40ma B, G, W 100ma R, Y
Legal Heading	P2PC
Mounting	Grommet - 1-3/8" Hole Cutout
Connector	2 Male .180 Bullets

- 1-1/4" Mini P2PC Combination CM
- Space Saving Design
- Patented Lightning Lens Optics
- US Patent No. 8,009,364
- US Patent No. 8,717,679 B2
- Polycarbonate Lens/Housing
- Meets P2PC Requirements for 45° Mounting
- Grommet Included
- Sealed Moisture Corrosion Proof Electronics
- Optional Stainless Steel Bezel
- 5 Year Warranty

\* BLUE, GREEN & WHITE FOR AUXILIARY USE ONLY

## 2" ROUND CLEARANCE MARKER—SOLD IN BULK PACK ONLY



PART NUMBER	M09250R-X	RED BULK PACK
	M09250Y-X	AMBER BULK PACK
	M09250RCL-X	RED CLEAR LENS
	M09250YCL-X	AMBER CLEAR LENS

LEDs	5	<ul style="list-style-type: none"> <li>• 2" Round Clearance Marker</li> <li>• <a href="#">US Patent No.7.273.306 B2</a></li> <li>• Sealed Moisture Proof Electronics</li> <li>• Polycarbonate Lens &amp; Housing</li> <li>• Plated Brass Connector</li> <li>• 5 Year Warranty</li> </ul>
Dimensions	2.0" Diameter X 0.8" Depth	
DOT/SAE	J592e	
Voltage	12.8VDC	
Amp Draw	40ma	
Legal Heading	P2	
Mounting	Grommet	
Connector	PL-2	

## 2" ROUND CLEARANCE MARKER



PART NUMBER	M34260R	RED
	M34260Y	AMBER
	M34260RCL	RED CLEAR LENS
	M34260YCL	AMBER CLEAR LENS

LEDs	6	<ul style="list-style-type: none"> <li>• 2" Round Clearance Marker</li> <li>• Sealed Moisture Proof Electronics</li> <li>• Polycarbonate Lens &amp; Housing</li> <li>• Plated Brass Connector</li> <li>• 5 Year Warranty</li> </ul>
Dimensions	2.0" Diameter X 0.8" Depth	
DOT/SAE	J592e	
Voltage	12.8VDC	
Amp Draw	40ma	
Legal Heading	P2	
Mounting	Grommet	
Connector	PL-2	

## 2" ROUND CLEARANCE MARKER



PART NUMBER	M09100R	RED
	M09100Y	AMBER
	M09100RCL	RED CLEAR LENS
	M09100YCL	AMBER CLEAR LENS

LEDs	9	<ul style="list-style-type: none"> <li>• 2" Round Clearance Marker</li> <li>• Sealed Moisture Proof Electronics</li> <li>• Polycarbonate Lens &amp; Housing</li> <li>• Plated Brass Connector</li> </ul>
Dimensions	2.0" Diameter X 0.7" Depth	
DOT/SAE	J592e	
Voltage	12.8VDC	
Amp Draw	60ma	
Legal Heading	P2	
Mounting	Grommet	
Connector	PL-2	

## 2-1/2" ROUND REFLECTOR CLEARANCE MARKER



PART NUMBER	M11256R	RED
	M11256Y	AMBER

LED	1	<ul style="list-style-type: none"> <li>• 2-1/2" Round Reflector CM</li> <li>• ReflectORIZED Lens</li> <li>• Sealed Moisture Corrosion Proof Electronics</li> <li>• Plated Brass Connector</li> </ul>
Dimensions	2.5" Diameter X 0.8" Depth	
DOT/SAE	J592e, J594f	
Voltage	12.8VDC	
Amp Draw	60ma	
Legal Heading	AP2	
Mounting	Grommet	
Connector	PL-2	



## 2-1/2" ROUND CLEARANCE MARKER



PART NUMBER		
M11300R		RED
M11300Y		AMBER
M11300RCL		RED CLEAR LENS
M11300YCL		AMBER CLEAR LENS

LEDs	13	<ul style="list-style-type: none"> <li>• 2-1/2" Round Clearance Marker</li> <li>• Sealed Moisture Corrosion Proof Electronics</li> <li>• Polycarbonate Lens &amp; Housing</li> <li>• Plated Brass Connector</li> </ul>
Dimensions	2.5" Diameter X 0.7" Depth	
DOT/SAE	J592e	
Voltage	12.8VDC	
Amp Draw	100ma Red, 55ma Amber	
Legal Heading	P2	
Mounting Connector	Grommet PL-2	

## 2-1/2" ROUND CLEARANCE MARKER — AVAILABLE IN BULK PACK ONLY



PART NUMBER		
M11350R-X		RED
M11350Y-X		AMBER
M11350RCL-X		RED CLEAR LENS

LEDs	7	<ul style="list-style-type: none"> <li>• 2-1/2" Round Clearance Marker</li> <li>• <a href="#">US Patent No. 7,273,306 B2</a></li> <li>• Sealed Moisture Corrosion Proof Electronics</li> <li>• Polycarbonate Lens &amp; Housing</li> <li>• Plated Brass Connector</li> <li>• 5 Year Warranty</li> </ul>
Dimensions	2.5" Diameter X 0.8" Depth	
DOT/SAE	J592e	
Voltage	12.8VDC	
Amp Draw	40ma	
Legal Heading	P2	
Mounting Connector	Grommet PL-2	

## 2-1/2" ROUND CLEARANCE MARKER/ABS



PART NUMBER		
M16280R		RED
M16280Y		AMBER
M16280ABS		AMBER ABS
M16280RCL		RED CLEAR LENS
M16280YCL		AMBER CLEAR LENS

LEDs	8	<ul style="list-style-type: none"> <li>• 2-1/2" Round Amber ABS</li> <li>• 2-1/2" Round Clearance Marker</li> <li>• Sealed Moisture Corrosion Proof Electronics</li> <li>• Polycarbonate Lens &amp; Housing</li> <li>• Plated Brass Connector</li> <li>• 5 Year Warranty</li> </ul>
Dimensions	2.5" Diameter X 0.8" Depth	
DOT/SAE	J592e	
Voltage	12.8VDC	
Amp Draw	40ma	
Legal Heading	P2	
Mounting Connector	Grommet PL-2	

## 2-1/2" ROUND COMBINATION P2PC CLEARANCE MARKER — BULK PACK ONLY



PART NUMBER		
M11260R-X		RED
M11260Y-X		AMBER

LEDs	7	<ul style="list-style-type: none"> <li>• 2-1/2" Round P2PC Clearance Marker</li> <li>• Sealed Moisture Corrosion Proof Electronics</li> <li>• Polycarbonate Lens &amp; Housing</li> <li>• Plated Brass Connector</li> </ul>
Dimensions	2.5" Diameter X 0.9" Depth	
DOT/SAE	J592e	
Voltage	12.8VDC	
Amp Draw	100ma	
Legal Heading	P2PC	
Mounting Connector	Grommet PL-2	

## 2" VANTAGE BEEHIVE CLEARANCE MARKER



PART NUMBER	M34600R M34600Y M34600RCL M34600YCL	RED AMBER RED CLEAR LENS AMBER CLEAR LENS
-------------	--	--

LEDs	6
Dimensions	2.0" Diameter X 1.8" Depth
DOT/SAE	J592e
Voltage	12.8VDC
Amp Draw	40ma
Legal Heading	P2
Mounting	Grommet
Connector	PL-2

- 2" Beehive Clearance Marker
- Circular LED Pattern
- Polycarbonate Lens & Housing
- Plated Brass Connector
- 5 Year Warranty

## 2-1/2" VANTAGE BEEHIVE CLEARANCE MARKER



PART NUMBER	M16800R M16800Y M16800YCL	RED AMBER AMBER CLEAR LENS
-------------	---------------------------------	----------------------------------

LEDs	8
Dimensions	2.5" Diameter X 2.4" Depth
DOT/SAE	J592e
Voltage	12.8VDC
Amp Draw	40ma
Legal Heading	P2
Mounting	Grommet
Connector	PL-2

- 2-1/2" Beehive Clearance Marker
- Circular LED Pattern
- Polycarbonate Lens & Housing
- Plated Brass Connector
- 5 Year Warranty

## 2" BEEHIVE CLEARANCE MARKER



PART NUMBER	M09105R M09105Y	RED AMBER
-------------	--------------------	--------------

LEDs	9
Dimensions	2.0" Diameter X 1.8" Depth
DOT/SAE	J592e
Voltage	12.8VDC
Amp Draw	60ma
Legal Heading	P2
Mounting	Grommet
Connector	PL-2

- 2" Beehive Clearance Marker
- Circular LED Pattern
- Sealed Moisture Corrosion Proof Electronics
- Polycarbonate Lens & Housing
- Plated Brass Connector

## 2-1/2" BEEHIVE CLEARANCE MARKER



PART NUMBER	M11201R M11201Y	RED AMBER
-------------	--------------------	--------------

LEDs	13
Dimensions	2.5" Diameter X 2.4" Depth
DOT/SAE	J592e
Voltage	12.8VDC
Amp Draw	30ma
Legal Heading	P2
Mounting	Grommet
Connector	PL-2

- 2-1/2" Beehive Clearance Marker
- Circular LED Pattern
- Polycarbonate Lens & Housing
- Plated Brass Connector

## CHROME CAB MARKER



PART NUMBER	M27011Y M27011YCL	AMBER AMBER CLEAR LENS
LEDs	8	<ul style="list-style-type: none"> <li>• Chrome Cab Marker</li> <li>• <a href="#">US Patent No. D527837</a></li> <li>• Chrome Plastic Housing</li> <li>• Standard 2 Hole Mount</li> <li>• Polycarbonate Lens &amp; Housing</li> <li>• 5 Year Warranty</li> </ul>
Dimensions	10.7" L X 3.9" W X 2.7" H	
DOT/SAE	J592e	
Voltage	12.8VDC	
Amp Draw	80ma	
Legal Heading	P2	
Mounting	2 Hole Surface	
Connector	2 Wire Leads	

## 4" COMBINATION CLEARANCE MARKER



PART NUMBER	M23015R M23015Y M23015RCL M23015YCL	RED AMBER RED CLEAR LENS AMBER CLEAR LENS
LEDs	14	<ul style="list-style-type: none"> <li>• 4" Combination Clearance Marker</li> <li>• Meets P2PC Requirements</li> <li>• Polycarbonate Lens &amp; Housing</li> <li>• Plated Brass Connector</li> <li>• 5 Year Warranty</li> </ul>
Dimensions	4.0" W X 2.0" H X 1.0" D	
DOT/SAE	J592e	
Voltage	12.8VDC	
Amp Draw	110ma	
Legal Heading	P2PC	
Mounting	Surface	
Connector	Bullet & Ring	

## 6" CLEARANCE MARKER



PART NUMBER	M20332R M20332Y M20332RCL M20332YCL	RED AMBER RED CLEAR LENS AMBER CLEAR LENS
LEDs	12	<ul style="list-style-type: none"> <li>• 6" Clearance Marker</li> <li>• Stainless Steel Bezel</li> <li>• Polycarbonate Lens &amp; Housing</li> <li>• Solid State Circuit Board</li> <li>• 10 Year Warranty</li> </ul>
Dimensions	6.2" W X 1.8" H X 1.0" D	
DOT/SAE	J592e, J2042	
Voltage	12.8VDC	
Amp Draw	60ma	
Legal Heading	P2	
Mounting	Surface	
Connector	Bullet & Ring	

## 6" CLEARANCE MARKER



PART NUMBER	M30332R M30332Y	RED AMBER
LEDs	12 Red, 12 Amber	<ul style="list-style-type: none"> <li>• Stainless Steel Bezel</li> <li>• Sealed Moisture Proof Electronics</li> <li>• Solid state Circuit Board</li> <li>• Polycarbonate Lens &amp; Housing</li> <li>• 2 Mounting Screws Included</li> <li>• 5 Year Warranty</li> </ul>
Dimensions	6.2" W X 1.8" H X 0.8" D	
DOT/SAE	J592e, J2042	
Voltage	12.8VDC	
Amp Draw	160ma Red, 60ma Amber	
Legal Heading	P2P3	
Connector	Ring & Bullet Connector	
Mounting	2 Hole Surface 5/32" Dia. Holes	
Mounting Holes	3-15/16" Center to Center	

## MINI STAINLESS STEEL CLEARANCE MARKER



PART NUMBER	M36180R M36180Y M36180RCL M36180YCL	RED AMBER RED CLEAR LENS AMBER CLEAR LENS
LEDs	7	<ul style="list-style-type: none"> <li>• Mini Stainless Clearance Marker</li> <li>• <a href="#">US Patent No. D514008</a></li> <li>• Snap-On Stainless Steel Bezel</li> <li>• Ideal for Cab &amp; Sleepers Panels</li> <li>• Polycarbonate Lens &amp; Housing</li> <li>• Solid State Circuit Board</li> <li>• 10 Year Warranty</li> </ul>
Dimensions	3.0" W X 2.0" H X 0.9" D	
DOT/SAE	J592e	
Voltage	12.8VDC	
Amp Draw	40ma	
Legal Heading	P2	
Mounting	Surface	
Connector	PL-2	

## STAINLESS STEEL "PETE" CLEARANCE MARKER



PART NUMBER	M27005R M27005Y M27005RCL M27005YCL	RED AMBER RED CLEAR LENS AMBER CLEAR LENS
-------------	--	--

**LEDs** 15  
**Dimensions** 5.8" W X 2.2" H X 0.9" D  
**DOT/SAE** J592e  
**Voltage** 12.8VDC  
**Amp Draw** 60ma  
**Legal Heading** P2  
**Mounting** 2 Hole Surface  
**Connector** PL-2

- "Pete" Clearance Marker
- [US Patent No. D527837](#)
- Snap On Stainless Steel Bezel
- Ideal for Cab & Sleeper Panels
- Polycarbonate Lens & Housing

## STAINLESS STEEL OVAL CLEARANCE MARKER



PART NUMBER	M72270R M72270Y M72270RCL M72270YCL	RED AMBER RED CLEAR LENS AMBER CLEAR LENS
-------------	--	--

**LEDs** 13  
**Dimensions** 6.5" W X 2.0" H X 0.9" D  
**DOT/SAE** J592e  
**Voltage** 12.8VDC  
**Amp Draw** 60ma  
**Legal Heading** P2  
**Mounting** 2 Hole Surface  
**Connector** PL-2

- Stainless Oval Clearance Marker
- [US Patent No. D514008](#)
- Snap On Stainless Steel Bezel
- Ideal for Cab & Sleeper Panels
- Polycarbonate Lens & Housing

## 5" CLEARANCE MARKER



PART NUMBER	M27340R M27340Y	RED AMBER
-------------	--------------------	--------------

**LEDs** 12  
**Dimensions** 5.2" W X 2.1" H  
**DOT/SAE** J592e  
**Voltage** 12.8VDC  
**Amp Draw** 80ma Red 60ma Amber  
**Legal Heading** P2  
**Mounting** 2 Hole Surface  
**Connector** Bullet & Ring

- 5" Bus Clearance Marker
- 2 Hole Surface Mount
- Moisture Proof Sealed Electronics
- Polycarbonate Lens & Housing

## TRIANGLE COMBINATION CAB MARKER



PART NUMBER	M20311R M20311Y	RED AMBER
-------------	--------------------	--------------

**LEDs** 15  
**Dimensions** 3.3" W X 2.6" H X 1.7" D  
**DOT/SAE** J592e  
**Voltage** 12.8VDC  
**Amp Draw** 80ma  
**Legal Heading** P2PC  
**Mounting** 2 Hole Surface  
**Connector** Bullet & Ring

- Triangle Combination Cab Marker
- 2 Hole Surface Mount
- Moisture Proof Sealed Electronics
- Polycarbonate Lens & Housing

## 2X6 COMBINATION P2PC CLEARANCE MARKER



PART NUMBER	M20395R M20395Y	RED AMBER
-------------	--------------------	--------------

**LEDs** 18  
**Dimensions** 5.9"W X 2.0"H X 1.8"D  
**DOT/SAE** J592e  
**Voltage** 12.8VDC  
**Amp Draw** 80ma  
**Legal Heading** P2PC  
**Mounting** 2 Hole Surface  
**Connector** PL-2

- 2X6 Combination P2PC Clearance Marker
- [US Patent No. 7,273,306 B2](#)
- Meets P2PC Requirements
- Plated Brass Connectors
- Polycarbonate Lens & Housing

## 2X6 REFLECTORIZED COMBINATION P2PC CLEARANCE MARKER




PART NUMBER	M20391R M20391Y	RED AMBER
-------------	--------------------	--------------

**LEDs** 7  
**Dimensions** 5.9"W X 2.0"H X 1.8"D  
**DOT/SAE** J592e, J594f  
**Voltage** 12.8VDC  
**Amp Draw** 40ma  
**Legal Heading** AP2PC  
**Mounting** 2 Hole Surface  
**Connector** PL-2

- 2X6 ReflectORIZED Combination P2PC Clearance Marker
- [US Patent No. 7,273,306 B2](#)
- Meets P2PC Requirements
- Modern Reflector Lens Design
- Plated Brass Connectors
- Polycarbonate Housing/Acrylic Lens

## 2X6 REFLECTORIZED AUXILIARY TURN/CLEARANCE MARKER



PART NUMBER	M20330R M20330Y	RED AMBER
-------------	--------------------	--------------

**LEDs** 8  
**Dimensions** 5.9"W X 2.1"H X 1.6"D  
**DOT/SAE** J592e, J594f  
**Voltage** 12.8VDC  
**Amp Draw** 20ma  
**Legal Heading** AP2  
**Mounting** 2 Hole Surface  
**Connector** 3 Bullets

- 2X6 ReflectORIZED Clearance Marker
- Auxiliary Turn
- Modern Reflector Lens Design
- High Impact Acrylic Lens & Housing

## FLUSH MOUNT CAB LIGHT



PART NUMBER	M20361R M20361Y M20361RCL M20361YCL	RED AMBER RED CLEAR LENS AMBER CLEAR LENS
-------------	--	--

**LEDs** 6  
**Dimensions** 4.6"W X 2.3"H X 0.7"D  
**DOT/SAE** J592e  
**Voltage** 12.8VDC  
**Amp Draw** 90ma  
**Legal Heading** P2  
**Mounting** 2 Hole Surface  
**Connector** PL-2 Included

- Flush Mount Cab Marker
- Designed for Flush Mounting
- High Impact Acrylic Lens & Housing
- Gasket & Connector Included
- For Freightliner & Volvo\*

\* FREIGHTLINER / VOLVO ARE REGISTERED TRADEMARKS

## RECTANGULAR CLEARANCE MARKER



PART NUMBER	M20321R M20321Y	RED AMBER
LEDs	6	<ul style="list-style-type: none"> <li>Rectangular Clearance Marker</li> <li>Designed for Surface Mounting</li> <li>High Impact Acrylic Lens &amp; Housing</li> <li>Mounting Gasket Included</li> <li>Completely Sealed</li> </ul>
Dimensions	3.8" W X 2.3" H X 0.9" D	
DOT/SAE	J592e	
Voltage	12.8VDC	
Amp Draw	40ma	
Legal Heading	P2	
Mounting	2 Hole Surface	
Connector	2 Wire Leads	

## 4" RECTANGULAR CLEARANCE MARKERS



PART NUMBER	M20340R M20340Y	RED AMBER	
LEDs	7	<ul style="list-style-type: none"> <li>Thin-Line Design Fits Rails</li> <li>Standard 3" Mounting Holes</li> <li>Polycarbonate Lens &amp; Housing</li> <li>Completely Sealed</li> </ul>	
Dimensions	4.0" W X 0.8" H X 1.3" D		
DOT/SAE	J592e		
Voltage	12.8VDC		
Amp Draw	40ma		
Legal Heading	P2	<ul style="list-style-type: none"> <li>LEDs</li> <li>Dimensions</li> <li>DOT/SAE</li> <li>Voltage</li> <li>Amp Draw</li> <li>Legal Heading</li> <li>Mounting</li> <li>Connector</li> </ul>	
Mounting	2 Hole Surface		
Connector	Bullet & Ring		
PART NUMBER	M20341R M20341Y M20341RCL M20341YCL M20342R-X M20342Y-X		RED AMBER RED CLEAR LENS AMBER CLEAR LENS RED TWIN BULLET CONNECTORS AMBER TWIN BULLET CONNECTORS
Dimensions	4.0" W X 0.6" H X 0.7" D		
DOT/SAE	J592e		
Voltage	12.8VDC		
Amp Draw	100ma		
Legal Heading	P2PC		
Mounting	19/32" Hole Required		
Connector	6" Lead with Bullet & Ring		

## 2-1/2" RECTANGULAR CLEARANCE MARKER



PART NUMBER	M20320R M20320Y M20320RCL M20320YCL	RED AMBER RED CLEAR LENS AMBER CLEAR LENS
LEDs	8	<ul style="list-style-type: none"> <li>2-1/2" Rectangular Clearance Marker</li> <li>Plugs into Existing Mounting Base</li> <li>Polycarbonate Lens &amp; Housing</li> <li>Sealed Moisture Proof Electronics</li> </ul>
Dimensions	2.5" W X 1.3" H X 1.0" D	
DOT/SAE	J592e	
Voltage	12.8VDC	
Amp Draw	40ma	
Legal Heading	P2	<b>MOUNTING ACCESSORIES</b> M20325 CHROME BASE W/SINGLE LEAD M20326 BLACK BASE W/SINGLE LEAD M20327 BLACK BASE W/TWIN LEADS M20328 CHROME BASE W/TWIN LEADS
Mounting	Base	

## 4" RECTANGULAR CLEARANCE MARKER



PART NUMBER	M20350R M20350Y M20350RY M20350RCL M20350YCL	RED AMBER DUAL RED/AMBER RED CLEAR LENS AMBER CLEAR LENS
LEDs	12	<ul style="list-style-type: none"> <li>4" Rectangular Clearance Marker</li> <li>Plugs into Existing Mounting Base</li> <li>Polycarbonate Lens &amp; Housing</li> <li>Completely Sealed Electronics</li> </ul>
Dimensions	3.8" W X 1.2" H X 0.9" D	
DOT/SAE	J592e	
Voltage	12.8VDC	
Amp Draw	50ma Red, RY/40ma Amber	
Legal Heading	P2	<b>MOUNTING ACCESSORIES</b> M20355 CHROME BASE W/SINGLE LEAD M20356 BLACK BASE W/SINGLE LEAD M20357 BLACK BASE W/TWIN LEADS M20358 CHROME BASE W/TWIN LEADS
Mounting	Base	

## LIGHTING ID CODES:

<b>A</b>	Reflex reflector
<b>A2</b>	Reflex reflector for use on vehicles 2032mm or more in overall width
<b>A3</b>	Reflex reflector for conspicuity treatments (CT), for use on vehicles 2032 mm or more in overall width
<b>A4</b>	Reflex reflector for CT (vehicles > 2032mm in width) - 50mm wide [truck/trailer]
<b>A5</b>	Reflex reflector for CT (vehicles > 2032mm in width) - 75mm wide [truck/trailer]
<b>A6</b>	Reflex reflector for CT (vehicles > 2032mm in width) - 100mm wide [truck/trailer]
<b>A7</b>	Reflex reflector for CT (vehicles > 2032mm in width) - 25mm wide [truck/trailer]
<b>C</b>	Motorcycle auxiliary front lamp
<b>D</b>	Motorcycle and moto-driven cycle turn signal lamp
<b>DL</b>	Distributed lighting system (headlamp)
<b>DRL</b>	Daytime running lamp not optically combined with a headlamp low or high beam
<b>E</b>	Side turn signal lamp - vehicles 12m or more in length
<b>E2</b>	Side turn signal lamp - vehicles less than 12m in length
<b>E3</b>	Rear facing side turn signal lamp
<b>E4</b>	Side facing side turn signal lamp
<b>E5</b>	Side direction indicator lamp
<b>EVS1</b>	Siren - interior location
<b>EVS2</b>	Siren - exterior location
<b>EVS3</b>	Siren - under hood location
<b>F</b>	Front fog lamp
<b>F2</b>	Fog tail lamps
<b>F3</b>	Harmonized front fog lamp
<b>G</b>	Truck cargo lamp
<b>H</b>	Sealed beam headlamp
<b>HC</b>	Headlamp center
<b>HG</b>	Discharge forward lighting (headlamp)
<b>HH</b>	Sealed beam headlamp housing
<b>HR</b>	Replaceable bulb headlamp
<b>HL</b>	Light Emitting Diode (LED) headlamp
<b>I</b>	Turn signal lamp spaced greater than 100mm from headlamp
<b>I3</b>	Turn signal lamp spaced from 75mm to less than 100mm from headlamp
<b>I4</b>	Turn signal lamp spaced from 60mm to less than 75mm from headlamp
<b>I5</b>	Turn signal lamp spaced less than 60mm from headlamp
<b>I6</b>	Rear mounted turn signal lamp and front mounted turn signal lamps mounted 100mm or more from the headlamp, for use on vehicles 2032mm or more overall width
<b>I7</b>	Front mounted turn signal lamp mounted less than 100mm from the headlamp, for use on vehicles 2032mm or more in overall width
<b>J1690</b>	Flasher
<b>K</b>	Front cornering lamp
<b>K2</b>	Rear cornering lamp
<b>L</b>	License plate lamp
<b>M</b>	Motorcycle and motor-driven cycle headlamp - motorcycle type

## LIGHTING ID CODES:

<b>N</b>	Motorcycle and motor-driven cycle headlamp - moto driven cycle type
<b>O</b>	Spot lamp
<b>P</b>	Parking lamp
<b>P2</b>	Sidemarkers lamp for use on vehicles 2032mm or less in overall width
<b>P3</b>	Clearance, sidemarkers and identification lamp for use on vehicles 2032mm or more in overall width
<b>PC2</b>	Combination clearance and sidemarkers lamp for use on vehicles 2032mm in width or more in overall width
<b>Q</b>	Turn signal operating unit - Class A
<b>QB</b>	Turn signal operating unit - Class B
<b>QC</b>	Vehicular hazard warning signal operating unit
<b>QD1</b>	Turn signal operating unit for use vehicles 2032mm in width or more in overall width - Type 1
<b>QD2</b>	Turn signal operating unit for use vehicles 2032mm in width or more in overall width - Type 2
<b>QE1</b>	Hazard warning operating unit for use on vehicles 2032mm in width or more in overall width - Type 1
<b>QE2</b>	Hazard warning operating unit for use on vehicles 2032mm in width or more in overall width - Type 2
<b>R</b>	Reversing (back-up) lamp
<b>S</b>	Stop lamp
<b>S2</b>	Stop lamp for use on vehicles 2032mm or more in overall width
<b>T</b>	Tail lamp (rear position lamp)
<b>T2</b>	Tail lamp (rear position lamp) for use on vehicles 2032mm or more in overall width
<b>U</b>	Supplemental high-mounted stop and turn signal lamp
<b>U2</b>	High-mounted stop lamp for use on vehicles 2032mm or more in overall width
<b>U3</b>	Center high-mounted stop lamp for passenger cars, light trucks and MPV's
<b>W</b>	Warning lamp for emergency, maintenance and service vehicles
<b>W-1</b>	Directional warning device - Class 1
<b>W-2</b>	Directional warning device - Class 2
<b>W-3</b>	Directional warning device - Class 3
<b>W2</b>	Warning lamp for school buses
<b>W3-1</b>	Optical warning device - Class 1
<b>W3-2</b>	Optical warning device - Class 2
<b>W3-3</b>	Optical warning device - Class 3
<b>W4</b>	Emergency warning device [triangular shape]
<b>WS3-1</b>	Selective coverage warning device - Class 1S
<b>WS3-2</b>	Selective coverage warning device - Class 2S
<b>WS3-3</b>	Selective coverage warning device - Class 3S
<b>W6</b>	School bus stop arm lamp
<b>X</b>	Adaptive [forward] lighting system
<b>Y</b>	Auxiliary high beam lamp
<b>Z</b>	Auxiliary low beam lamp



## BLACK VINYL GROMMETS



## CHROME PLASTIC GROMMET COVERS



## SECURITY FLANGES - BRUSH GUARDS - BEZELS

4" STAINLESS  
SECURITY FLANGE  
M43253



4" CHROME STAINLESS  
SECURITY FLANGE  
M43253CH



4" CHROME STAINLESS  
STEEL DRESS RING  
M50410



2" STAINLESS  
SECURITY FLANGE  
M50303



*\*Not for Beehive Lights*

2 1/2" STAINLESS  
SECURITY FLANGE  
M50103



*\*Not for Beehive Lights*

STAINLESS GROMMET  
COVER FOR M09300 SERIES  
M50112



STAINLESS STEEL GROMMET  
COVER FOR MWL-10  
M50124



SNAP ON BLACK  
OVAL PC FLANGE  
M63253BLK



CHROME METAL  
BRUSH GUARD  
M50310



CHROME PC BEZEL  
FOR M23015R/Y  
M50311



SNAP ON CHROME  
OVAL PC FLANGE  
M63253CH



STAINLESS STEEL BEZEL  
FOR M63350, M63353  
M50146



SNAP ON OVAL  
STAINLESS FLANGE  
M63254



SNAP ON RECTANGULAR  
STAINLESS FLANGE  
M49702



ALUMINUM GUARD  
FOR M20340R/Y  
M50312



SNAP ON CHROME BEZEL  
FOR 5.50" DOME LIGHTS  
M50129





STAINLESS GROMMET COVER  
FOR M09400 SERIES  
M50118




# ELECTRICAL

<p>PL-3 RIGHT ANGLE STT M50900</p> 	<p>PL-3 OEM PACK 50 PIECE BUNDLE M50900-X</p> 	<p>DRY FIT STT CONNECTOR M50908</p> 	<p>3-PIN MALE/FEMALE EXTENSION HARNESS M50901</p> 
<p>3-PIN LOAD EQUALIZER M50905</p> 	<p>PL-2 RIGHT ANGLE CM M50950</p> 	<p>PL-2 OEM PACK 50 PIECE BUNDLE M50950-X</p> 	<p>PL-2 RIGHT ANGLE 2 MALE .180 BULLETS M50951</p> 
<p>BATTERY TEST PACK MBP-12V</p> 	<p>24V TO 12V STEP DOWN MODULES M50909 1 AMP M50913 2 AMP</p> 	<p>3-PIN MALE TP MALE GROTE ADAPTER M50904</p> 	<p>ELECTRICAL GREASE MEG-1</p> 
<p>DUAL PL-3 72" HARNESS M50700-X</p> 	<p>3-PIN STRAIGHT PL-3 M50911</p> 	<p>DRY FIT CM CONNECTOR M50953</p> 	<p>MLS SERIES MOUNTING KIT M50130</p> 

## CONTROL MODULES

<p>3-PIN LED FLASHER 240FPM PF-240</p> 	<p>LED FLASHER CONTROL MODULE 16 SELECTABLE FLASH PATTERNS M50910 12/24VDC</p> 	<p>AUTO SENSE LIGHT CONTROLLER 12.8VDC 10AMP M50956</p> 
--	--	--

## CONTINUOUS WIRE HARNESS ROLLS

	M50900-100	3-PIN	12" LEADS	100 CONNECTORS PER ROLL
	M50950A-200	2-PIN	6" LEADS	200 CONNECTORS PER ROLL
	M50950A-100	2-PIN	12" LEADS	100 CONNECTORS PER ROLL
	M50951A-100	2-PIN	18" LEADS	100 CONNECTORS PER ROLL
	M50960-50	TWIN FEMALE BULLET	12" LEADS	50 CONNECTORS PER ROLL
	M50960-100	TWIN FEMALE BULLET	12" LEADS	100 CONNECTORS PER ROLL
	M50960-5024	TWIN FEMALE BULLET	24" LEADS	50 CONNECTORS PER ROLL

LED FLASHLIGHTS - 1 YEAR WARRANTY

2 PACK ADJUSTABLE BEAM LED FLASHLIGHT  
MF-45-02



COMPACT LIGHT  
MF-30A WHITE LEDS



SLIM LIGHT  
MF-26



GORILLA® HEAVY DUTY LIGHT  
MGF-124 BLACK HOUSING



PROMOTIONAL ITEMS

MAXXIMA TRAVEL BAG  
MB-91



INSULATED COOLERS  
MAXCOOLER-LG  
MAXCOOLER-MED



REVERSIBLE RAIN JACKET  
MJ-001  
M, L, XL, XXL



GOLF SHIRTS  
MS-001 WHITE MS-003  
LIGHT BLUE S, M, L, XL



BASE BALL CAPS  
MCAP-BLACK, MCAP-NAVY,  
MCAP-WHITE



MAXXIMA  
DISPLAY BANNER  
22" X 59"



## LIMITED WARRANTIES AND PROCEDURES

Maxxima extends a Limited Warranty to the original purchaser that the products listed are free from defects in materials and/or workmanship only. Maxxima will replace any warranted product to the original consumer/purchaser if the product fails because of defects due to workmanship and/or materials within the Limited Warranty period. Limited Warranty is not transferable and applies to the original installation of the Maxxima product. This offer does not constitute in any way a product guarantee and Maxxima does not hereby assume any obligation whatsoever beyond sending a free replacement product.

## LED LIMITED WARRANTY

Maxxima extends a Limited Warranty to the original purchaser that the Maxxima sealed LED lamp is free from defects in workmanship and materials only. Maxxima will replace any sealed LED lamp to the original consumer/purchaser if the lamp fails due to workmanship or materials. The Limited Warranty does not apply to severe applications such as construction equipment and off-road vehicles. These examples are not all inclusive of such excluded applications. Corrosive chemicals, agents, petroleum products, and harsh cleaners are incompatible with Maxxima sealed LED lamps and their use with Maxxima sealed LED lamps will void this Limited Warranty. The LED Limited Warranty does not apply to damage associated with these products.

*The Limited Warranty is not transferable and applies to the original installation of the Maxxima LED lamp for ten (10) years from the manufacturing date. Standard internal multi-pin connector integral to the lamp is covered by a five (5) year Limited Warranty.*

## MAXXIMA LIGHTNING, VANTAGE SERIES

Lightning, & Vantage Series Lights carry a five (5) year Limited Warranty.

## MISUSE & IMPROPER WIRING OR GROUNDING

Maxxima LED vehicle lights are designed to operate in standard/normal application Stop/Tail/Turn, Park/Turn and Clearance Marker modes only. Any attempt to rewire the lights to operate on the bright side, Stop or Turn mode, for prolonged use will result in overheating and damage to the product and will void this Limited Warranty. Likewise, failure to properly ground the Maxxima LED vehicle lights, improperly wiring such lights or any other misuse, abuse or unauthorized use of Maxxima products will void this Limited Warranty. Maxxima lighting is only recommended for use as originally intended by the vehicle manufacturer. *Modification of product or removal of factory applied markings will void the warranty.*

## NON-VEHICLE LIGHTING

All other non-vehicle Maxxima products are covered by a standard one (1) year Limited Warranty from date of original purchase. Under no circumstances will Maxxima be liable for incidental, Consequential or punitive damages whether or not the product is covered by this Limited Warranty.

## PRODUCT REPLACEMENT INSTRUCTIONS

Please contact the Maxxima Sales Representative in your area or call Maxxima/Panor Corp. customer service at (631) 434-1200 option 1, or fax to (631) 434-1457 for instructions and or a Returns Goods Authorization (RGA) number. Field scrap with full credit or product replacement at Maxxima's option. Products returned must be shipped freight prepaid with the RGA number clearly marked on the outside of the carton.

## TECHNICAL SPECIFICATIONS

AMP DRAW TOLERANCE ..... ± 10%  
LUMEN OUTPUT TOLERANCE ..... ± 15%

*All specifications subject to change without notice.*

HDI-DISP-11  
ILLUMINATED WORK LIGHT DISPLAY



### SHOWN WITH OPTIONAL WORK LIGHTS

Display includes 110VAC power supply and slots to mount 9 work lights. Features nine light selector buttons to activate one light at a time and a Blue illuminated Maxxima Logo. Increase sales with this interactive display.

**DIMENSIONS 22" X 29"**

HDI-DISP-14



### VIONIC 4X6 DISPLAY

Display includes 110VAC power supply, Vionic Logo, illuminated Maxxima Logo, On/Off switch, selector buttons for each light and DRL/High/Low beam functions.

**DIMENSIONS 22.7" X 20.7" X 14"**

HDI-DISP-12



### FULL LINE HEAD LAMP DISPLAY

Chrome display includes 110VAC power supply, lighted Maxxima Logo, On/Off switch, selector buttons for each light and high/low beam functions.

**DIMENSIONS 20" X 20" X 8.5"**

HDI-DISP-13



### 7" HEAD LAMP DISPLAY

Chrome display includes 110VAC power supply, lighted Maxxima Logo, On/Off switch, selector button for high/low beam functions.

**DIMENSIONS 12.5" X 11" X 8.5"**

# RETAIL DISPLAYS

HDI-DISP-7 FULL LINE DISPLAY  
23.5" X 23"  
SHOWN WITH OPTIONAL WORK LIGHTS



HDI-DISP-8 WARNING  
18.5" X 12"



HDI-DISP-10 LARGE DISPLAY  
41" X 32"



HDI-DISP-15 SUB DEALER DISPLAY  
17.5" X 22.7"



HDI-DISP-9 MLS DISPLAY  
21.5" X 12"



MRD-1 COUNTER DISPLAY  
11.50" X 9.50"



MRD-2 RETAIL FLOOR DISPLAY RACK  
60" X 22"



MAX-TAG



## PART NUMBER PAGE REFERENCE

PART NUMBER	PAGE
HDI-DISP-7	95
HDI-DISP-8	95
HDI-DISP-9	95
HDI-DISP-10	95
HDI-DISP-11	94
HDI-DISP-12	94
HDI-DISP-13	94
HDI-DISP-14	94
HDI-DISP-15	95
LCL-3BL	48
LCL-3CL	48
LCL-3MBR	48
LCL-3R	48
LED-063CL	48
LED-300CL	48
LED-300MBR	48
LED-300R	48
M09100R	80
M09100RCL	80
M09100R-DV	69
M09100WCL	49
M09100Y	80
M09100YCL	80
M09100Y-DV	69
M09105R	82
M09105Y	82
M09250RCL-X	80
M09250R-X	80
M09250YCL-X	80
M09250Y-X	80
M09300BCL	79
M09300G	79
M09300R	79
M09300R-3	79
M09300RAS	67
M09300RCL	79
M09300RCL-DV	69
M09300R-DV	69
M09300WCL	79
M09300Y	79
M09300YAT	67

PART NUMBER	PAGE
M09300YCL	79
M09300YCL-DV	69
M09300Y-DV	69
M09320RCL	78
M09320R	78
M09320YCL	78
M09320Y	78
M09350RCL	78
M09350R	78
M09350YCL	78
M09350Y	78
M09360BCL	78
M09360R	78
M09360WCL	78
M09360Y	78
M09360YCL	78
M09370BCL	55
M09370R	55
M09370RCL	55
M09370WCL	55
M09370WCL-NS	33
M09370Y	55
M09370YCL	55
M09400BCL	79
M09400G	79
M09400R	79
M09400RCL	79
M09400WCL	79
M09400Y	79
M09400YCL	79
M09410R	79
M09410RAS-X	79
M09410WCL	79
M09410Y	79
M11201R	82
M11201Y	82
M11256R	80
M11256Y	80
M11260R-X	81
M11260Y-X	81
M11300R	81

PART NUMBER	PAGE
M11300RAS	67
M11300RCL	81
M11300R-DV	69
M11300WCL	49
M11300Y	81
M11300YAT	67
M11300YCL	81
M11300Y-DV	69
M11303R	74
M11350RCL-X	81
M11350R-X	81
M11350Y-X	81
M16280ABS	81
M16280R	81
M16280RCL	81
M16280Y	81
M16280YCL	81
M16800R	82
M16800Y	82
M16800YCL	82
M20311R	84
M20311Y	84
M20320R	86
M20320RCL	86
M20320Y	86
M20320YCL	86
M20321R	86
M20321Y	86
M20323R	74
M20325	86
M20326	86
M20327	86
M20328	86
M20330R	85
M20330Y	85
M20332R	83
M20332RCL	83
M20332Y	83
M20332YCL	83
M20340R	86
M20340Y	86

PART NUMBER	PAGE
M20341R	86
M20341RCL	86
M20341WCL	49
M20341Y	86
M20341YCL	86
M20342R-X	86
M20342Y-X	86
M20343R	74
M20343RCL	74
M20343Y	74
M20343YCL	74
M20344CH-RCL	77
M20344CH-WCL	48
M20344CH-YCL	77
M20344CH-Y	77
M20350R	86
M20350RCL	86
M20350RY	86
M20350Y	86
M20350YCL	86
M20355	86
M20356	86
M20357	86
M20358	86
M20361R	85
M20361RCL	85
M20361Y	85
M20361YCL	85
M20372BRCL-4	54
M20372BRCL-8	54
M20374PMK	51
M20378Y	54
M20378Y-15EXT	54
M20378Y-30	54
M20379BCL	50
M20379RCL	50
M20379WCL	50
M20379YCL	50
M20380BCL-SP	50
M20380RCL-SP	50
M20380WCL-SP	50



# PART NUMBER PAGE REFERENCE

PART NUMBER	PAGE
M20380YCL-SP	50
M20383BCL	53
M20383RCL	53
M20383WCL	53
M20383YCL	53
M20384BCL	53
M20384BRCL	53
M20384BWCL	53
M20384GYCL	53
M20384RCL	53
M20384RWCL	53
M20384WCL	53
M20384WYCL	53
M20384YCL	53
M20385YCL	51
M20386BCL	51
M20386BRCL	51
M20386RCL	51
M20386RWCL	51
M20386WCL	51
M20386WYCL	51
M20386YCL	51
M20387YCL	51
M20388BCL	52
M20388RCL	52
M20388YCL	52
M20388WCL	52
M20391R	85
M20391Y	85
M20395R	85
M20395Y	85
M23015R	83
M23015RCL	83
M23015R-DV	69
M23015Y	83
M23015YCL	83
M23015Y-DV	69
M27005R	84
M27005RCL	84
M27005Y	84
M27005YCL	84

PART NUMBER	PAGE
M27011Y	83
M27011YCL	83
M27340R	84
M27340Y	84
M30332R	83
M30332Y	83
M34260R	80
M34260RCL	80
M34260Y	80
M34260YCL	80
M34600R	82
M34600RCL	82
M34600Y	82
M34600YCL	82
M36180R	83
M36180RCL	83
M36180WCL	49
M36180Y	83
M36180YCL	83
M42100R	60
M42100Y	64
M42120R	60
M42201R	63
M42201Y	67
M42206	49, 71
M42206-ADHESIVE	49, 63
M42206R	63
M42206Y	65
M42213	71
M42213R	63
M42213RCL	63
M42213Y	67
M42213YCL	67
M42220	59
M42221	59
M42320R	60
M42321	70
M42321R	61
M42322R	61
M42322RCL	61

PART NUMBER	PAGE
M42322R-DV	68
M42322Y	64
M42322YCL	64
M42323R	61
M42324	70
M42324-DV	68
M42339Y	64
M42339Y-DV	68
M42341R/Y	73
M42341RYCL	73
M42341Y/Y	73
M42344R	61
M42346R	61
M42347	70
M42348	70
M42354R	60
M42354-X	70
M42354Y-X	64
M42355R	60
M42360R/Y-A	73
M42361R/Y-A	73
M42362R/Y-A	73
M42362RYCL-A	73
M42363R/Y-A	73
M42363RYCL-A	73
M42364Y/Y	73
M42365	70
M42365R	61
M42365Y	64
M42701BCL	55
M42701R	55
M42701WCL	55
M42701Y	55
M42705W	56
M42705Y	56
M43253	90
M43253CH	90
M43900	89
M49700	89
M49702	90
M49705	89

PART NUMBER	PAGE
M50100-B	89
M50102-X	89
M50103	90
M50105	89
M50112	78, 79, 90
M50115	53
M50116	53
M50118	79, 90
M50121	51
M50123	34
M50124	34, 90
M50125	79, 89
M50126	32
M50129	20, 41, 90
M50130	91
M50132	79
M50135	41
M50136	41
M50137	53
M50138	53
M50139	51
M50140	24
M50141	53, 89
M50142	53, 89
M50143	53, 89
M50144	53, 89
M50145	51, 89
M50146	55, 61, 65, 90
M50300-B	89
M50303	90
M50305	89
M50310	90
M50311	90
M50312	90
M50400-B	89
M50405	89
M50410	90
M50411	33
M50412	33
M50413	34
M50600-B	89

## PART NUMBER PAGE REFERENCE

PART NUMBER	PAGE
M50605	89
M50606-X	89
M50607	61, 65
M50700-X	91
M50900	91
M50900-100	91
M50900-X	91
M50901	91
M50904	91
M50905	91
M50908	91
M50909	68, 91
M50910	91
M50911	91
M50913	68, 91
M50914	5, 9
M50915	7, 8
M50916	75
M50917	4, 10
M50918	6, 7, 10
M50950	91
M50950A-100	91
M50950A-200	91
M50950-X	91
M50951	91
M50951A-100	91
M50953	91
M50954	4, 5, 6, 7, 10
M50956	91
M50960-100	91
M50960-50	91
M50960-5024	91
M56100R	60
M63100R	62
M63100Y	65
M63121Y	66
M63122CH-YCL	76
M63122Y	76
M63122YCL	76
M63123Y	75
M63123YCL	75

PART NUMBER	PAGE
M63124Y	66
M63201BCL	56
M63201R	56
M63201WCL	56
M63201Y	56
M63201YCL	56
M63253BLK	90
M63253CH	90
M63254	90
M63318-A	70
M63318R-A	63
M63318R-A-GSKT	63
M63318RCL-A	63
M63318Y-A	67
M63318YCL-A	67
M63319R	63, 74
M63320	71
M63320R	62
M63320RCL	62
M63320Y	65
M63321R-X	62
M63322R	62
M63322RCL	62
M63322R-DV	68
M63322Y	66
M63322YCL	66
M63323R	62
M63323Y	66
M63324	71
M63326DF-X	71
M63326RDF-X	62
M63326YDF-X	65
M63339Y	66
M63339YCL	66
M63346R	62
M63347	71
M63350	71
M63350R	61
M63350-TAPE	61, 65
M63350Y	65
M63352R-36X	61

PART NUMBER	PAGE
M63352R-X	61
M63353WCL	55
M63353R	55
M63353Y	55
M63353YCL	55
M63353YGCL-A	55
M63353WYCL	55
M63420R	62
M63420Y	65
M72270R	84
M72270RCL	84
M72270R-DV	69
M72270WCL	48
M72270Y	84
M72270YCL	84
M72270Y-DV	69
M84400	38
M84403-A	43
M84403-A-D	43
M84404-A	43
M84405-C	41
M84405-SW	20
M84406-C	41
M84406-SW	20
M84407-B	37
M84408	36
M84409	35
M84410	38
M84411-B	39
M84412-B	39
M84414-BCW	39
M84414-BWW	39
M84415-A	35
M84416	36
M84417	36
M84418	37
M84419-C	42
M84420-C	42
M84421-C	42
M84422-C	42
M84423-B	42

PART NUMBER	PAGE
M84424-B	42
M84425-B	42
M84426	37
M84427-A	37
M84428	39
M844280-A	43
M844280B-BLK	43
M844280B-CH	43
M844281-A	39
M844282-A	39
M84429-B	42
M84433-A	40
M84434-A	40
M84434RW	40
M84435-A	40
M84435RW	40
M84436	41
M84438	38
M84438RW	38
M84439	35
M84440	36
M84441	41
M84442	41
M84443	41
M84444	35
M84445-C	42
M84446BLK	19
M84446CH	19
M84446WH	19
M84447	18
M85416R	58
M85417R	58
M85616R	58
M90061R	72
M90070R	72
M90070Y	72
M90081Y	72
M90450	70, 72
MAXCOOLER-MED	92
MAX-TAG	95
MAXXCOOLER-LG	92

# PART NUMBER PAGE REFERENCE

PART NUMBER	PAGE	PART NUMBER	PAGE	PART NUMBER	PAGE	PART NUMBER	PAGE
MAXXIMA BANNER	92	MLS-3654-A	45	MRL-61150RNW-A	101	MWL-28	26
MB-91	92	MLS-3654-A-SW	46	MSLS-1827	44	MWL-29	26
MBP-12V	91	MLS-3654BL	45	MSLS-2436	44	MWL-30	26
MCAP-BLACK	92	MLS-3654R	45	MSLS-3654	44	MWL-31SP	23
MCAP-NAVY	92	MLS-3654WW-A	45	MSLS-4569	44	MWL-33	24
MCAP-WHITE	92	MLS-3654Y	45	MSLS-78120	44	MWL-34	24
MEG-1	91	MLS-4569-A	45	MSL-404800C	17	MWL-35	24
MF-26	92	MLS-4569-A-SW	46	MSL-404400F	17	MWL-36	27
MF-45-02	92	MLS-4569-AD	45	MS-001	92	MWL-37	27
MF-30A	92	MLS-78120-AD	45	MS-003	92	MWL-38	13
MFL-100W	12	MLS-96147A-MHE	45	MTBL-10	29	MWL-39	13
MFL-200SY	11	MLS-D18108	47	MTBL-UBAR	29	MWL-40	13
MFL-200W	11	MLS-D24144	47	MWBL-1	29	MWL-41	14
MGF-124	92	MLS-D36216	47	MWL-01B	34	MWL-42	14
MHL-07HILO	8	MLS-D45276	47	MWL-01GUARD	34	MWL-43	14
MHL-4X6HI	9	MPWL-05	23	MWL-01HP	34	MWL-50SP	28
MHL-4X6LL	9	MPWL-10	22	MWL-01LS	34	MWL-57SP	28
MHL-5X7HILO	8	MPWL-20	22	MWL-04	33	MWL-58	15
MJ-001	92	MPWL-MAGKIT	22	MWL-05SP	32	PF-240	91
MLB-BR30120W	100	MPWL-10WALLCH	22	MWL-05SPGR	33	PLB-630-A	12
MLB-BR30120W-02	100	MPWL-20WALLCH	22	MWL-07SP	32	SDL-35R	56
MLB-BR40140W	100	MPWL-30WALLCH	22	MWL-10SP	34	SDL-35Y	56
MLB-BR40140W-02	100	MPWL-CARCH	22	MWL-10SP-SM	34	SDL-50-A	56
MLB-BR40200W	100	MPWL-GLASS10	22	MWL-10SP-SMCHR	34	SDL-52-A	56
MLR-D3020CW	47	MPWL-GLASS20	22	MWL-11HL	33	VHL-4X6HI	5
MLR-D3020WW	47	MPWL-30	22	MWL-12	33	VHL-4X6LO	5
MLS-STTBU48	57	MPWL-MAG30	22	MWL-13	32	VHL-4X6DRL	4
MLS-STTBU60	57	MPWL-60	16	MWL-14	32	VHL-5X7HILO	7
MLS-1827-A	45	MPWL-100	16	MWL-16	31	VHL-5X7DRL	7
MLS-1827-A-SW	46	MRD-1	95	MWL-18-B	31	VHL-07HI/LO	6
MLS-1827BL	45	MRD-2	95	MWL-19-A	25	VHL-07DRL	6
MLS-1827R	45	MRH-11	33	MWL-19Y-A	25		
MLS-1827WW-A	45	MRL-41300W	101	MWL-20	31		
MLS-1827Y	45	MRL-41300NW	101	MWL-20FB	31		
MLS-2436-A	45	MRL-61300W	101	MWL-20LS	31		
MLS-2436-A-SW	46	MRL-61300NW	101	MWL-21	31		
MLS-2436-AD	45	MRL-61900W-A	101	MWL-22	31		
MLS-2436BL	45	MRL-61900NW-A	101	MWL-24SP	30		
MLS-2436R	45	MRL-41250RW-A	101	MWL-25SP-A	30		
MLS-2436WW-A	45	MRL-41250RNW-A	101	MWL-26-A	25		
MLS-2436Y	45	MRL-61150RW-A	101	MWL-27-A	25		



## BR LED LIGHT BULBS

BR LED light bulbs are bulged reflector (BR) lamps that create distribution patterns with wide flood beam angles to provide more than a 45 degree angle for lighting areas. A BR LED light bulb will deliver soft-edged, directional light. BR LED light bulbs are a great energy efficient solution and are great for general household light fixtures, recessed can lighting and/or track lighting, and are perfect for fixtures that use dimmer switches. Many other models available as shown on [www.MaxximaStyle.com](http://www.MaxximaStyle.com)

**3 YEAR WARRANTY FOR ALL MODELS BELOW.**

MODEL	TYPE	WATTS	EQUIVALENT	LUMENS	LIGHT COLOR	COLOR TEMP	DIMMABLE	PACK COUNT
MLB-BR30120W	BR30	11	75	950	Warm White	3000K	Yes	Single
MLB-BR30120W-02	BR30	11	75	950	Warm White	3000K	Yes	Dual
MLB-BR30120NW	BR30	11	75	950	Neutral White	4000K	Yes	Single
MLB-BR30120NW-2	BR30	11	75	950	Neutral White	4000K	Yes	Dual
MLB-BR30120NW-4	BR30	11	75	950	Neutral White	4000K	Yes	Four
MLB-BR40140W	BR40	12	75	1100	Warm White	3000K	Yes	Single
MLB-BR40140W-02	BR40	12	75	1100	Warm White	3000K	Yes	Dual
MLB-BR40200W	BR40	17	100	1500	Warm White	3000K	Yes	Single
MLB-BR40140NW	BR40	12	75	1100	Neutral White	4000K	Yes	Single
MLB-BR40140NW-2	BR40	12	75	1100	Neutral White	4000K	Yes	Dual
MLB-BR40140NW-4	BR40	12	75	1100	Neutral White	4000K	Yes	Four
MLB-BR40200NW	BR40	17	100	1500	Neutral White	4000K	Yes	Single



**DIMMABLE 4" RETROFIT CEILING FIXTURES**



MODEL	SIZE	WATTS	EQUIVALENT	LUMENS	LIGHT COLOR	COLOR TEMP
MRL-41300W	4"	12	75	850	Warm White	2700K
MRL-41300NW	4"	12	75	850	Neutral White	4000K

**DIMMABLE 6" RETROFIT CEILING FIXTURES**



MODEL	SIZE	WATTS	EQUIVALENT	LUMENS	LIGHT COLOR	COLOR TEMP
MRL-61300W	6"	19	90	900	Warm White	2700K
MRL-61300NW	6"	19	90	900	Neutral White	4000K
MRL-61900W-A	6"	19	120	1200	Warm White	2700K
MRL-61900NW-A	6"	19	120	1200	Neutral White	4000K

**DIMMABLE 4" RETROFIT CEILING FIXTURES**



MODEL	SIZE	WATTS	EQUIVALENT	LUMENS	LIGHT COLOR	COLOR TEMP
MRL-41250RW-A	4"	12	75	750	Warm White	2700K
MRL-41250RNW-A	4"	12	75	750	Neutral White	4000K

**DIMMABLE 6" RETROFIT CEILING FIXTURES**



MODEL	SIZE	WATTS	EQUIVALENT	LUMENS	LIGHT COLOR	COLOR TEMP
MRL-61150RW-A	6"	11	75	750	Warm White	2700K
MRL-61150RNW-A	6"	11	75	750	Neutral White	4000K

5 YEAR WARRANTY FOR ALL MODELS ABOVE.

Many other models available as shown on [www.MaxximaStyle.com](http://www.MaxximaStyle.com)

# CUSTOMER PHOTOS



# CUSTOMER PHOTOS



*Vionic*<sup>®</sup>

*Gorilla*<sup>®</sup>

*Lightning*

*Vantage*

*2018*